









































































Pallis
PROFESSIONAL

Universal Parts 2017



Igniters	12				
Pilot Burners	12				
Spark Plugs	16				
Ignition Cables	17				
Flame Control Devices	20				
Gas Taps	21				
Thermocouples	27				
Gas Pipes	31				
Nozzles	32				
Gas Valves	36				



Cables	43					
Commutators, Energy Regulators	44					
Contactors and Relays	45					
Fuses, Capacitors, RFI Filters	53					
Switches, Push Buttons, Selectors	57					
Lamps and Lamp Holders	61					
Microswitches	67					
Terminal Boards	69					
Electric Hot Plates	70					
Pumps	71					
Pressure Switches	73					
Heating Elements	76					



Thermostats

76




Transformers

77



Fans






























77





Drain components	78					
Dispensers and Peristaltic pump	80					
Solenoid Valves and Reducers	86					
Filters	98					
Shower units and Water columns	99					
Level Gauges	103					
Mixers and Accessories	103					
Drain Taps	107					
Curtains	109					
Water conditioning	111					
Hoses	113					
Ball valves, Pipe fittings	119					



Boilers	126				
Hinges	127				
Lockings	127				
Transmission components	130				
Bearings	132				
Finger Links	133				
Safety groups	133				
Handles	135				
Knobs	135				
Small Mechanical Parts	136				
Springs	139				



Mechanical Parts

Rollers

141



Thermostatic steam trap

141



Shaft sealing

142



Thermometers

142



Handwheels

143





Photocells

144



Alarms/Buzzers

144



Probes

145























Thermoregulators

145





Refrigeration Parts

Hinges	147				
Dehydrator filters	147				
Shelf runners - Rack rails	147				
Pentavalent	149				
Probes	150				
Thermoregulators	150				
Timers	152				
Expansion valves	152				



Sealing cords	153			
Adhesive Gasket	153			
Flat gaskets	154			
O-rings	154			



Consumables

Pallis
PROFESSIONAL

Detergents

158



Lubricants and sealants

160



Laundry parts

161



Vacuum parts

162



Miscellaneous

162





Cooking Baskets	162	
Dishwashing Baskets	164	
Hood filters	165	
Grids and Shelves	165	
Blades and Grindings	166	
Refractory plates	166	
Feet	167	
Castors	167	
Containers	172	



Igniters

316322



Piezoelectric igniter
mounting hole Ø 18 mm; lower
ground connector L=9 mm

438273



Piezoelectric igniter INECO
mounting hole Ø 18 mm; terminal Ø
2,4 mm

435438



**Piezoelectric igniter INECO with
water protection**
male terminal Ø 2,4 mm; cut out Ø 18
mm; with rubber cover

316578



**Piezoelectric igniter KIT with
ignition cable**
male terminal Ø 2,4 mm; cut out Ø 18
mm; with rubber cover

337979



Piezoelectric igniter VERNITRON
mounting hole Ø 22 mm; male
terminal Ø 2,4 mm; Tmax 120°C

317886



Piezoelectric igniter
ignition terminal 2,8x0,6 mm; Ø 2,4
mm faston connector for spark plug;
mounting bracket with hole Ø 5.4 mm;
Tamb. 0-120°C

435518



Push button cover complete
rubber silikon

338020



MINISIT cover without igniter

435515



Igniter unit 2-ways
220/240V 50/60Hz; operating
frequency 1Hz

435250



Igniter unit 4-ways
220/240V 50/60Hz; operating
frequency 3Hz

435249



Igniter unit 6-ways
220/240V 50/60Hz; operating
frequency 3Hz

310755



Igniter 17VA 50-60Hz 220-240V

Pilot Burners

310831



**Pilot burner 3-way Junkers
CB505059 complete**
With spark plug and natural gas
nozzle Ø 0,4 mm



Pilot burner 3-fire

435415 Base
310612 KIT
Ø 0,20 GPL
310611 KIT
Ø 0,25 GN

338335



Double cone Ø 4 mm

338007



**Double cone for TARGET pilot
burner Ø 4 mm**



Pilot Burners

338070

Double cone Ø 4 mm
for pilot burner



413415

Double cone for TARGET pilot burner Ø 6 mm



700403

Double cone Ø 6 mm
for pilot burner (0160)



325578

Double cone Ø 6 mm



Pilot burner 1-fire

- 338219** Base
- 310701** KIT
Ø 0,14 GPL
- 310700** KIT
Ø 0,27 GN
- 310703** KIT
Ø 0,36 GN
- 310702** KIT
Ø 0,50 GC

322358

Pilot burner 1-way



322139

Pilot burner 1-way Target



310244

Pilot burner 1-fire Target
KIT COMPLETE

- 310244** Base
- 310245** KIT
Ø 0,50 GC



Pilot burner Target

- 311084** KIT
Ø 0,50 GC
- 311083** Base

338104

Pilot burner 1-way Target



338223

Pilot burner 1-way Target



337948

Pilot burner 1-fire

- 337948** Base
- 310742** KIT
Ø 0,25 GPL
- 310741** KIT
Ø 0,41 GN



485485

Pilot burner 1-way
type multigas with nozzle Ø 0,20 mm;
connection for Ø 6 mm pipe



338129

Pilot burner 1-way
type multigas with nozzle Ø 0,20 mm;
with 2 position bracket; connection for
Ø 6 mm pipe





Pilot Burners



Pilot burner 1-fire

310341 Ø 0,20 GPL

338038 Ø 0,35 GN

315583



Pilot burner 1-way
adjustable multigas nozzle

318881



Pilot burner 1-way
with nozzle Ø 0,35 GPL



Pilot burner 2-fire Target

338025 Base

310444 KIT
Ø 0,14 GPL

310443 KIT
Ø 0,27 GN

338134



Pilot burner 2-way
type multigas with nozzle Ø 0,20 mm;
with 2 position bracket; connection for
Ø 6 mm pipe

347473



Pilot burner 2-way
type multigas with nozzle Ø 0,20 mm;
with 3 position bracket; connection for
Ø 6 mm pipe

311832



Pilot burner 2-way horizontal right,
specific bracket

338187



Pilot burner 2-way horizontal dx
with thermocouple connections

338213



Pilot burner 2-way horizontal sx
with connection for thermocouple




Pilot burner 3-fire

338208 Base

310605 KIT
Ø 0,25 GPL

310604 KIT
Ø 0,41 GN

337965 KIT
Ø 0,51 GN



Pilot burner 3-fire

337989 Base

310320 KIT
Ø 0,41 GN

313207 KIT
Ø 0,51 GN

337956



Pilot burner 3-way
galvanized steel

337966



Pilot burner 3-way

428699



Pilot burner 3-way cpl.
with nozzle Ø 0,20 mm, protection
head and gasket




Pilot Burners



Pilot burner 3-fire

- 338026** nozzle Ø 0,20 mm
connection Ø 6 mm
- 338086** nozzle Ø 0,25 mm
connection Ø 4 mm
- 338023** nozzle Ø 0,35 mm
connection Ø 4 mm




Pilot burner 3-fire

- 434980** nozzle Ø 0,20 mm
connection Ø 4 mm
- 338111** nozzle Ø 0,20 mm
connection Ø 6 mm
- 372919** nozzle Ø 0,25 mm
connection Ø 6 mm
- 337987** nozzle Ø 0,35 mm
connection Ø 4 mm

312532

Pilot head 3-way



**Main part pilot burner
with nozzle**

- 372904** Ø 0,25 mm
- 338310** Ø 0,30 mm
- 338309** Ø 0,35 mm
- 338311** Ø 0,40 mm

438399

**Pipe fitting M10x1 Ø int. 4 mm
for gas pipe Ø 4 mm - L=10,5 mm**



512433

**Pipe fitting M10x1 Ø int. 6 mm
for gas pipe Ø 6 mm - L=10,5 mm**



700378

**Pipe fitting for bicone M10x1 Ø 6
mm - steel
for gas pipe Ø 6 mm - L=11 mm**



450145

**Air regulator for pilot burner Ø 9
mm**



338341

Burner bracket 2 position



338340

Counter burner bracket 2 position



311764

Burner bracket 3 position



311765

Counter burner bracket 3 position



347419

Burner bracket 3 position



311766

**Screw 3/16x18 mm UNI5739
for pilot burner support**





Pilot Burners

317718



Pilot burner 2-way N900/700 with air opening
For N900 until S/n. ...617 and for N700 until S/n. ...645

435171



Pilot burner 2-way N900/700 without air opening

615821



Pilot burner N900/700; [KIT 1 Pcs]
for N900 S.n. ...618 and for N700 S.n. ...646

321727



Pilot burner

428700



Pilot burner Ø 7x24 mm

Spark Plugs

347049



Spark plug - insul. Ø 6x31
cable L=750 mm, with insulator L=800 mm; connection FØ 2,5 mm

341775



Spark plug - isol. Ø 9,5x19 mm
cable L=850 mm with faston F2,8 mm

435327



Spark plug - insul. Ø 5+8x52 mm
electrode L=0,7x5 mm
conic spring catch L=2,8x0,8 mm;
faston M 2,8x0,8 mm - L=67 mm

352338



Spark plug - insul. 6x7 mm L=61 mm

338211



Spark plug - insul. Ø 6x44 mm
electrode L=8,0x2 mm
connection M4x1 mm

322360



Spark plug - insul. Ø 6x44 mm
electrode L=9,0x2 mm
connection M4x1 mm

337983



Spark plug - insul. Ø 6x44 mm
electrode L=13,0x2 mm
connection M4x1 mm - L=65 mm

416306



Spark plug - insul. Ø 6x44 mm
electrode L=16,6x2 mm
connection Ø 4 mm; L=71,4 mm

459598



Spark plug - insul. Ø 6,7x44 mm
electrode L=16x2 mm
faston connection Ø 2,4 mm

338110



Spark plug - insul. Ø 7x44 mm
electrode L=14x2 mm
faston connection Ø 2,4 mm




Spark Plugs

338035



Spark plug - insul. Ø 7x44 mm
electrode L=7,0x2 mm
faston connection Ø 2,4 mm

435188



Spark plug - insul. Ø 9,5x60 mm
electrode L=21,0x3 mm
connection Ø 6,35x12 mm - L=110 mm

416301



Spark plug - insul. Ø 9,5x60 mm
electrode L=31x21x3 mm
connection Ø 6,35x12 L.tot = 106 mm

341782



Spark plug
cable L= 1300 mm, electrode Ø 3x95 mm, with faston 5 mm

435330



Spark plug - insul. Ø 9,5x60 mm
electrode L=31x31x3 mm
connection Ø 4 mm L=107 mm

338347



Spark plug fitting M10x1 - Øint. 7x11 mm

Ignition Cables



Ignition cable

- 310092** L= 600 mm
F 2,8 mm
F 2,8 mm

- 310094** L= 900 mm
F 2,8 mm
F 2,8 mm

- 310096** L=1200 mm
F 2,8 mm
F 2,8 mm

- 310105** L=1500 mm
F 2,8 mm
F 2,8 mm

312078



Ignition cable L=1000 mm
faston F2,8-F6,3 mm



Ignition cable

- 312004** L=400 mm
F 2.8 mm
Ø 4 mm

- 311985** L=2000 mm
F 2.8 mm
Ø 4 mm

- 414012** L=2500 mm
F 2.8 mm
Ø 4 mm



Ignition cable

- 411216** L=1000 mm
F 2,8 mm
M 4 mm

- 312211** L=1200 mm
F 2,8 mm
M 4 mm



Ignition Cables




Ignition cable

312210 L= 600 mm
F 2.8 mm
Ø 2.4 mm

312086 L= 900 mm
F 2.8 mm
Ø 2.4 mm

311905 L=1500 mm
F 2.8 mm
Ø 2.4 mm

311890




Ignition cable L=1000 mm
faston F6,3-ring M4

338113



Ignition cable L=1000 mm
faston F6,3-Ø 4 mm

411349



Ignition cable L=1500 mm
faston F6,3-Ø 6 mm



Ignition cable

442795 L= 600 mm
Ø 2,4 mm
M4 mm

442920 L= 900 mm
Ø 2,4 mm
M4 mm

310718 L=1200 mm
Ø 2,4 mm
M4 mm



Ignition cable

352060 L=640 mm
Ø 2,4 mm
Ø 2,4 mm

338173 L=1000 mm
Ø 2,4 mm
Ø 2,4 mm



Ignition cable

374687 L=160 mm
Ø 2,4 mm
Ø 4 mm

413115 L=500 mm
Ø 2,4 mm
Ø 4 mm

435561 L=1000 mm
Ø 2,4 mm
Ø 4 mm

310446



Ignition cable

white cable L=707 mm Ø 12 mm;
brown cable L=712 mm Ø 8 mm

312209



Ignition cable in hi-temp fiberglass
0,5 mmq (sold by meter)
Ø 3,10 mm, 12 kV, Temp 200°C

312084



Ignition cable in Silicone 0,61 mmq
(sold by meter)
Ø 2,50 mm, 25 kV, Temp 200°C

311913



Ignition cable in hi-temp Silicone
1,00 mmq (sold by meter)
Ø 7,00 mm, 37 kV, Temp 180°C

426379



Cable HT in coated-copper 2,5
sq.mm (sold by meter)



Ignition Cables

318414

**Cable HT in coated-copper 4 sq.mm
(sold by meter)**



311891

Faston terminal F2,8x0,8 mm



421005

Inox faston terminal F6,3x0,8 mm



311894

Inox faston terminal M6,3x0,8 mm



312005

Round terminal Ø 2,4 mm



421042

Round terminal Ø 4 mm



311898

Round terminal Ø 4 mm



311844

**Pre insulated Blue faston F6,3x0,8
mm (100 pcs)
for cables 1,5-2,5 mmq**




311843

**Pre insulated Yellow faston
F6,3x0,8 mm (100 pcs)
for cables 4-6 mmq**




318620

**Plastic faston covers 6,3 mm [20
pcs]**



347905

**Plastic faston covers M 6,3 mm
dim:32x12/9x9 mm**



312534

Terminal cable 0,3 mm L=8 mm



311461

**Thermoretractable coating Ø
4,8-2,4 mm (sold by meter)**



**Flexible silicon coating
(sold by meter)**

312076 Ø 4x7 mm

312085 Ø 8x12 mm



Ignition Cables



Sealing braiding (sold by meter)

312112 Ø 6 mm
Tmax 250°C
800V

312121 Ø 8 mm
Tmax 250°C
800V

312125 Ø 12 mm
Tmax 250°C
800V

312130 Ø 16 mm
Tmax 250°C
800V

411353



Sheat Øext 8 mm (sold by meter)

Flame Control Devices

312307



Flame control device Brahma
CE11F

322770



Flame control device Brahma **CM11**
TW=1,5 sec. - TS=10 sec., 230V
50/60 Hz, 7VA

312656



Flame control device Brahma **15VA**
100-240V 50/60Hz

349446



Flame control device Brahma **7 VA**
50-60 Hz 230 V
Dimensions 85x62x55 mm with push
botton

317658



Flame control device Brahma **7 VA**
50-60 Hz 230 V
Dimensions 85x62x55 mm with push
botton and remote start

322436



Flame control device Brahma
SM152N.2
TW=5 sec. - TS=10 sec., 230V 50/60
Hz, 7VA

421379



Flame control device **S4560B-1006**
220/240V-50Hz, 10VA

347962



Flame control device **S4560A 1008**
220/240V 50Hz 10VA

435329




Flame control device **S4560M 1010**
Tp=10s, Ts=5s; 220-240V 50Hz 10VA

320133



Flame control device
S4565BD-1064
per Linea CPC, Dal 01/01



Flame Control Devices

435504

Flame control device S4565C-1033
230V 50/60Hz 4VA




420627

Flame control device S4565A-2092
230V 50/60Hz 4VA



338172

Flame control device 537ABC
TW 1,5s - TS 5s




459523

Flame control device 577DBC



433586

Flame control device 577DBC
TW 1,5s - TS 06s



537459

Flame control device 577DBC
TW 1,5s - TS 10s



345152

Flame control device 579DBC for
AOS
TW 1,5s - TS 3,5s




317447

Flame control device 579DBC
TW 1,5s - TS 5s




312804

Flame control device EFD 503
for TANDEM - TW 1,5s - TS 5s



316159

Flame control device EFD 503
for TANDEM - TW 1,5s - TS 60s



Gas Taps


437243

Valved gas tap PEL 20S with safety
device
without pilot flame; fitting M16x1,5
mm; thermocouple fitting M8x1 mm,
D-shaft Ø 8x6,5 mm L=22 mm; min
screw 0,40 mm



410292

Valved gas tap PEL 20S with safety
device
without pilot flame; fitting M16x1,5
mm; thermocouple fitting M8x1 mm;
D-shaft Ø 8x6,5 mm L=39,5 mm




410459

Valved gas tap PEL 20S with safety
device
without pilot flame; fitting M16x1,5
mm; thermocouple fitting M8x1 mm;
D-shaft Ø 8x6,5 mm L=22 mm




436626

Valved gas tap PEL 21S with safety
device
with pilot flame and vertical flange;
fitting M16x1,5 mm; thermocouple
fitting M8x1 mm; D-shaft Ø 8x6,5 mm
L=22 mm; min screw 0,60




438657

Valved gas tap PEL 21S with safety
device
with pilot flame and vertical flange;
fitting M16x1,5 mm; thermocouple
fitting M8x1 mm; D-shaft Ø 8x6,5 mm
L=22 mm; min screw 0,90



436627

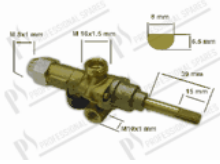
Valved gas tap PEL 21S with safety
device
with pilot flame and vertical flange;
fitting M16x1,5 mm; thermocouple
fitting M8x1 mm; D-shaft Ø 8x6,5 mm
L=22 mm; min screw 1,05






Gas Taps

410266




Valved gas tap PEL 21S with safety device
with pilot flame; connections M16x1,5 mm; thermocouple connection M8x1 mm; D shaft \varnothing 8x6,5 mm L=39 mm

410291




Valved gas tap PEL 21S with safety device
with pilot flame and vertical flange; fitting M16x1,5 mm; thermocouple fitting M8x1 mm; D-shaft \varnothing 8x6,5 mm L=22 mm

410391




Valved gas tap PEL 21S with safety device
with pilot flame and vertical flange; fitting M16x1,5 mm; thermocouple fitting M9x1 mm; D-shaft \varnothing 8x6,5 mm L=22 mm

435817




Valved gas tap PEL 21S with safety device
with pilot flame and vertical flange; fitting M16x1,5 mm; thermocouple fitting M8x1 mm; D-shaft \varnothing 8x6,5 mm L=22 mm; min screw \varnothing 0,55

435815




Valved gas tap PEL 21S with safety device
with pilot flame and vertical flange; fitting M16x1,5 mm; thermocouple fitting M8x1 mm; D-shaft \varnothing 8x6,5 mm L=22 mm; min screw 0,40

323667




Valved gas tap PEL 21S with safety device
with pilot flame and vertical flange; fitting M16x1,5 mm; thermocouple fitting M9x1 mm; D-shaft \varnothing 8x6,5 mm L=22 mm; minimum screw 0.55

435169




Valved gas tap PEL 21S with safety device
with clamp flange and pilot flame; inlet \varnothing 9 mm - outlet M16x1,5 mm; thermocouple fitting M8x1 mm; D-shaft \varnothing 8x6,5 mm L=32 mm

375565




Valved gas tap PEL 21S with safety device
with clamp flange and pilot flame; inlet \varnothing 9 mm - outlet M16x1,5; thermocouple fitting M9x1; D-shaft \varnothing 8x6,5 mm L=22 mm

427063




Valved gas tap PEL 21S with safety device
with clamp flange; thermocouple connection M8x1 mm; D shaft \varnothing 6x4,5 mm L=45 mm

352950




Valved gas tap PEL 21S with safety device
with clamp flange and pilot flame; inlet \varnothing 9 mm - outlet M16x1,5 mm; thermocouple fitting M8x1 mm; D-shaft \varnothing 8x6,5 mm L=22; minimum screw 1,05

349325




Valved gas tap PEL 21S with safety device
with clamp flange and pilot flame; inlet \varnothing 9 mm - outlet M16x1,5 mm; thermocouple fitting M8x1 mm; D-shaft \varnothing 8x6,5 mm L=22 mm

427103




Valved gas tap PEL 22SO with safety device
with pilot flame and horizontal flange; thermocouple connection M8x1 mm; D-shaft \varnothing 8x6,5 mm L=45 mm

310757



Valved gas tap PEL 22SO with safety device
with pilot flame and conical horizontal flange; connections M20x1,5 mm; thermocouple connection M8x1 mm; D-shaft \varnothing 10x8,6 mm L=28 mm; minimum screw \varnothing 0,35

312702




Valved gas tap PEL 22SO with safety device
with pilot flame and horizontal flange; connections M20x1,5 mm; thermocouple connection M8x1 mm; D-shaft \varnothing 10x8,6 mm L=28 mm; minimum screw \varnothing 0,35

410486




Valved gas tap PEL 22SO with safety device
with pilot flame and horizontal flange; connections M20x1,5 mm; thermocouple connection M8x1 mm; D shaft \varnothing 10x8 mm L=27 mm; with flow regulator

526807




Valved gas tap PEL 22SO with safety device
with pilot flame and horizontal flange; connections M20x1,5 mm; thermocouple connection M9x1 mm; D-shaft \varnothing 10x8 mm L=25 mm




Gas Taps

436511




Valved gas tap PEL 22SV with safety device
pipe fitting M20x1,5 mm;
thermocouple fitting M9x1 mm;
D-shaft Ø 10x8 mm L=25 mm; min screw Ø 0,55

410338




Valved gas tap PEL 22SV with safety device
with pilot flame and vertical flange;
connections M20x1,5 mm;
thermocouple connection M9x1 mm;
D shaft Ø 10x8 mm L=27 mm; min screw Ø 0,35

450216




Valved gas tap PEL 22SV with safety device
with pilot flame and conical horizontal flange;
connections M20x1,5 mm;
thermocouple connection M8x1 mm;
D-shaft Ø 10x8,6 mm L=27 mm;
minimum screw blind

434981




Valved gas tap PEL 22SV with safety device
with pilot flame and vertical flange;
thermocouple connection M9x1; D shaft Ø 10x8 mm L=34 mm, Minimum screw blind

438346



Valved gas tap PEL 22SV with safety device
with pilot flame and vertical flange;
connections M20x1,5 mm;
thermocouple fitting M9x1 mm;
D-shaft Ø 10x8 mm L=27 mm;
Minimum screw Ø 0,30 mm

450219



Valved gas tap PEL 22NO with safety device
with pilot flame and horizontal flange;
shaft Ø 10x8 mm L=25/17 mm;
minimum screw Ø 0,30 mm

410345



Valved gas tap PEL 22NV with safety device
with pilot flame and vertical flange;
connections M20x1,5 mm; D-shaft Ø 10x8 mm L=27 mm

315013



Valved gas tap PEL 22SV with safety device
with pilot flame and vertical flange;
connections M20x1,5mm;
thermocouple connection M8x1 mm;
D shaft Ø 10x9 mm; Minimum screw 0,35

425634



Valved gas tap PEL 22SV with safety device
fitting M20x1,5 mm; thermocouple connection M8x1; D shaft Ø 10-6/4,5 mm L=45 mm

310878



Vertical flange PEL 22

410218



Vertical flange PEL 22

410296




Horizontal flange conic w/pressure inlet PEL 22

410299



Horizontal flange w/pressure inlet PEL 22

410401




Valved gas tap PEL 23SO with safety device
with pilot flame and horizontal flange;
inlet M28x1,5 - outlet M24x1,5 mm;
thermocouple connection M9x1 mm;
D-shaft Ø 10x8 mm L=25 mm

410183



Valved gas tap PEL 23SO with safety device
with pilot flame and horizontal flange;
inlet M28x1,5 - outlet M24x1,5 mm;
thermocouple connection M10x1 mm;
D-shaft Ø 10x8 mm L=35 mm

410477




Valved gas tap PEL 23SO with safety device
with pilot flame and horizontal flange;
inlet M28x1,5 mm - outlet M24x1,5 mm;
thermocouple connection M9x1 mm;
D-shaft Ø 10x8 mm L=35 mm



Gas Taps

450218



Valved gas tap PEL 23SO with safety device
with pilot flame and vertical flange; inlet M28x1,5 mm - outlet M24x1,5 mm; thermocouple connection M10x1 mm; D-shaft Ø 10x8 mm L=25 mm

511062



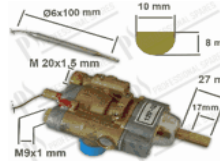
Vertical flange w/pression inlet PEL 23

511066




Horizontal flange w/pressure inlet PEL 23

410188




Valved gas tap 24ST with thermostat and safety device
setting range 120÷320°C; connections M20x1,5 mm; thermocouple connection M9x1; capillary 1200 mm - bulb Ø 6x100 mm; D shaft Ø 10x8 mm

352881



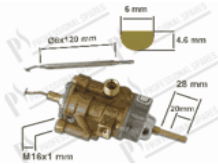
Valved gas tap 25STO with thermostat and safety device
with horizontal flange and clamp flange; fitting M16x1,5 mm; thermocouple M9x1 mm; capillary L=1200 mm - bulb Ø 6x122 mm; D-shaft Ø 8x6,5 mm L=21 mm; range Temp. 120÷280°C

440943



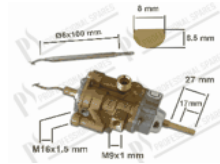
Valved gas tap 25STO with thermostat and safety device
with horizontal flange & pilot flame; fitting M16x1,5 mm; thermocouple M8x1; capillary L=900 mm - bulbe Ø 6x100 mm; D-shaft Ø 8x6,5 mm L=21 mm; min. screw 0,50; range Temp. 140÷300°C; for oven

312878



Valved gas tap 25STO with thermostat and safety device
with pilot flame and horizontal flange; fitting M16x1,5 mm; thermocouple M8x1 mm; capillary L=900 mm - bulb Ø 6x116 mm; D-shaft Ø 6x4,6 mm L=30 mm; min. Screw 1,00; range Temp. 90÷250°C; for Fry Top

435497



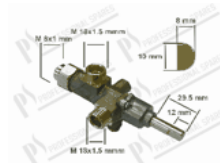
Valved gas tap 25STO with thermostat and safety device
with pilot flame and horizontal flange; fitting M16x1,5 mm; thermocouple M8x1 mm; capillary L=900 mm - bulbe Ø 6x100 mm; D-shaft Ø 8x6,5 mm L=38 mm; min. screw 0,50; range Temp. 140÷300°C; for PR700 oven

434701




Valved gas tap 25STO with thermostat and safety device
[kit. sub. EGA] w/horizontal flange & pilot flame; fitting M16x1,5 mm; thermocouple M8x1; capillary L=900 mm - bulbe Ø 6x100 mm; D-shaft Ø 8x6,5 mm L=21 mm; screw minimum 0,50; Tmax amb. 140°C; for oven cpl. gas hose, knob

315522



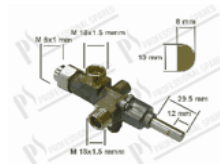
Valved gas tap CAL-3200
D-shaft Ø 10x8 mm, inlet gas M18x1,5 - thermocouple M8x1; minimum screw 0,55

315526




Valved gas tap CAL-3200
D-shaft Ø 10x8 mm, inlet gas M18x1,5 - thermocouple M8x1; minimum screw 0,90

315528



Valved gas tap CAL-3200
D-shaft Ø 10x8 mm, inlet gas M18x1,5 - thermocouple M8x1; minimum screw 1,20



Gas Taps



Nipple for gas tap

- 410217** PEL 20S
Ø 8x6,5 mm
L1/L2=22/14,5 mm

- 200252** PEL 20S
Ø 8x6,5 mm
L1/L2=40/15 mm

- 700372** PEL21S
Ø 6x4,6 mm
L1/L2=45/15 mm

- 410460** PEL 21S
Ø 8x6,5 mm
L1/L2=22/14,5 mm

- 614450** PEL 21S
Ø 8x6,5 mm
L1/L2=32/25 mm

- 425243** PEL 22S
Ø 6x4,6 mm
L1/L2=45/20 mm

- 410343** PEL 22S
Ø 10x8,6 mm
L1/L2=25/17 mm

- 317407** PEL22S
Ø 10X8 mm
Ltot=34 mm

- 511056** PEL 22S
Ø 10x8,6 mm
L1/L2=28/13 mm

- 700377** PEL 23S
Ø 10x8,6 mm
L1/L2=35/20 mm

- 410219** PEL 23S
Ø 10x8,6 mm
L1/L2=35/20 mm

438341




Double cone for hose Ø 4 mm PEL 21-25

411973



Double cone for hose Ø 10 mm PEL 22



Double cone

- 424393** Ø 12 mm
PEL 23

- 410288** Ø 6 mm
PEL 21-25

- 438591** Ø 10 mm
PEL 20-21


- 438389** Ø 12 mm
PEL 22

- 410325** Ø 16 mm
PEL 23

- 441493** Ø 20 mm
PEL 23



Gas Taps



Nut

410487	M16x1,5 mm Ø 10 mm PEL 20-21
414509	M20x1,5 mm Ø 10 mm PEL 22
444926	M20x1,5 mm Ø 12 mm PEL 22
410221	M24x1,5 mm Ø 16 mm PEL 23
410324	M28x1,5 mm Ø 20 mm PEL 23



Magnet protection nut

310475	M8x1 PEL 22
310476	M9x1 PEL 22



Magnetic block

410293	PEL 20-21 Ø 11,5 mm L=44 mm
410340	PEL 22S-24ST Ø 14 mm L=44 mm
410344	PEL 23S M9x1 Ø 18 mm L=55 mm
531936	PEL 23S M10x1 Ø 18 mm L=55 mm

410286



Pipe fitting M10x1 for gas pipe Ø 6 mm PEL 21-25

615813



Pipe fitting M11x1 mm

441423



Gas nozzle holder 90° for nozzle M10x1
M15x1-M16x1

315717



Horizontal flange w/pressure inlet 90° PEL21



Minimum screw M5x0,5 mm PEL 20/21

200274	Ø 0,35 mm
410321	Ø 0,40 mm
410227	Ø 0,50 mm
410329	Ø 0,55 mm
410261	Ø 0,60 mm
410260	Ø 0,70 mm
440337	Ø 0,75 mm
438164	Ø 0,80 mm
442162	Ø 0,85 mm
440330	Ø 0,90 mm
410228	Ø 0,95 mm
440332	Ø 1,05 mm



Gas Taps

442093



Minimum screw Ø 1,00 mm - PEL
20/21
M5x0,5

440329



Minimum screw Ø 1,15 mm - PEL
20/21
M5x0,5

410331



Minimum screw Ø 1,30 mm - PEL
20/21
M5x0,5



Minimum screw M5x0,5
mm PEL 22/25

410485 Ø 0,30 mm

200275 Ø 0,35 mm

526527 Ø 0,45 mm

410322 Ø 0,55 mm

410332 Ø 0,60 mm

410327



Minimum screw Ø 0,90 mm GN -
PEL 22/25

325535



Minimum screw Ø 2,25 mm - PEL
23

Thermocouples

582211



Thermocouple M8x1 L=320 mm
mounting sleeve smooth S332 - serie
200

427372



Thermocouple M8x1 L=850 mm
mounting sleeve smooth S332 - serie
200

582212



Thermocouple M8x1 L=1000 mm
mounting sleeve smooth S332 - serie
200



Thermocouples



Thermocouple mounting sleeve smooth

338048	M8x1 L=450 mm
338329	M8x1 L=1200 mm
517549	M10x1 L=600 mm Quick
338090	M10x1 L=1500 mm Quick
338131	M9x1 L=500 mm
338088	M9x1 L=600 mm
338133	M9x1 L=1000 mm
338315	M9x1 L=1200 mm
342955	M9x1 L=1500 mm 11/32 ASA
535556	M9x1 L=1800 mm
375748	M9x1 L=400 mm Quick
338206	M9x1 L=600 mm Quick
338308	M9x1 L=750 mm Quick
512563	M10x1 L=850 mm Quick
528453	M9x1 L=1500 mm Quick
337964	M10x1 L=850 mm
338201	M10x1 L=1000 mm
450262	M10x1 L=450 mm Quick
338009	M10x1 L=1500 mm Quick

338214



Thermocouple M8x1 L= 750 mm
mounting sleeve special S337 - serie
260 - aluminized tip

347468



Thermocouple M8x1 L=600 mm
mounting sleeve M6x1



Thermocouples



Thermocouple mounting sleeve smooth

337951 M8x1
L=750 mm
Quick

338004 M9x1
L=1200 mm
Quick



337995

Thermocouple M9x1 L=1000 mm ASA
mounting sleeve S336 - serie 200



521151

Thermocouple M9x1 L=750 mm
mounting sleeve special S337 - serie 260



318868

Thermocouple M9x1 L=600 mm - bulb M6
mounting sleeve thread S006 - serie 200



Thermocouple thread

425678 M8x1
L=600 mm
serie 200

338197 M8x1
L=600 mm
serie 290

450263 M8x1
L=1200 mm
serie 200

316933 M8x1
L=1500 mm
serie 200

338089 M9x1
L=600 mm
serie 200

316948 M9x1
L=850 mm
serie 200

316939 M9x1
L=1500 mm
serie 200



338312

Thermocouple M9x1 L=1000 mm
mounting sleeve thread - aluminized tip



338010

Thermocouple QUICK M9x1 L=1000 mm
mounting sleeve TARGET S333 - serie 290



450261

Thermocouple M10x1 L=750 mm
mounting sleeve smooth S332 - serie 200



Universal thermocouple smooth probe

310095 L=900

700390 L=1200



Universal thermocouple sleeve threaded

338327 L=900

338143 L=1200



Thermocouples

338325



**Thermocouple extension M9x1
L=600 mm
female nut M9x1**



**Interrupted thermocouple
M9x1 without cables**

630006	M9x1 L=600 mm
338074	M9x1 L=600 mm

610914



**Thermocouple M9x1 L=1000 mm
with out cable**

450259



**Interrupted thermocouple M9x1
L=600 mm with cables L=650 mm**

200300



**Interrupted thermocouple M9x1
L=1000 mm - without cables
pilot mounting sleeve threaded 9x1G
SPECIAL**

435521



**Interrupted thermocouple M9x1
L=600 mm with cables L=650 mm
alluminized tip, pilot fitting for A18
Target**

435485




**Interrupted thermocouple M9x1
L=1000 mm with cables L=1000mm
pilot mounting sleeve threaded M8x1**



**Interrupted thermocouple
M9x1 with cables**

435413	L=1000mm Cable L=650mm
337952	L=1000mm Cable L=650mm
435370	L=1000mm Cable L=1000mm

338053



**Nut M8x1 mm
for thermocouple and thermostat**



**Slotted fitting for
thermocouple**


450141	M8x1
450140	M10x1
311111	11/32
312371	M8x1-M9x1
338008	M10x1-11/32 ASA
338168	M10x1

337993



**Interrupted thermocouple fitting
M11/32 - F11/32**

338085



**Interrupted thermocouple fitting
M9x1 - F9x1**

450139




**Interrupted thermocouple fitting
M9x1 - F9x1
for display device**

450354



Thermocouple pilot display



Gas Pipes



Flexible gas hose

- 316228** Ø 1/2" FF
L=500 mm
EN14800

- 316233** Ø 1/2" FF
L=750 mm
EN14800

- 522431** Ø 1/2" FF
L=1000 mm
EN14800

- 316235** Ø 1/2" FF
L=1250 mm
EN14800

- 522435** Ø 1/2" FF
L=1500 mm
EN14800

- 522444** Ø 1/2" FF
L=2000 mm
EN14800



Flexible gas hose

- 316215** Ø 1/2" MF
L=500 mm
EN14800

- 316216** Ø 1/2" MF
L=750 mm
EN14800

- 522421** Ø 1/2" MF
L=1000 mm
EN14800

- 522422** Ø 1/2" MF
L=1500 mm
EN14800

- 522429** Ø 1/2" MF
L=2000 mm
EN14800



Extensible gas pipe

- 412558** 3/4"FF
500÷1000 mm

- 412526** 3/4"FF
1000÷2000 mm



Copper gas pipe

- 318093** Ø 2,5x4,0 mm
Vendita al metro

- 316345** Ø 2,5x4,0 mm
Matassa da 25 metri

- 318789** Ø 4,0x6,0 mm
Vendita al metro

- 318791** Ø 4,0x6,0 mm
Matassa da 25 metri



Gas pipe pilot flexible

- 441022** DN10
IN-OUT Ø 8x10 mm
L=305 mm

- 437974** DN10
IN-OUT Ø 10 mm
L=1250 mm




Nozzles



Gas nozzle M10x1 CH12

441364	Ø 0,85 mm GPL
518203	Ø 0,90 mm GPL
438493	Ø 0,95 mm GPL
438694	Ø 1,00 mm GPL
438692	Ø 1,05 mm GPL
411933	Ø 1,10 mm GPL
440652	Ø 1,15 mm GPL
438496	Ø 1,20 mm GPL
441140	Ø 1,25 mm GPL
440882	Ø 1,30 mm GN
440884	Ø 1,35 mm GPL
515412	Ø 1,40 mm GPL
438494	Ø 1,45 mm GPL
441421	Ø 1,50 mm GPL
441138	Ø 1,55 mm GN
441141	Ø 1,60 mm GN
411966	Ø 1,65 mm GPL
441365	Ø 1,70 mm GN
411960	Ø 1,75 mm GN
438603	Ø 1,80 mm GPL
441143	Ø 1,85 mm GPL
516297	Ø 1,90 mm GPL
441136	Ø 1,95 mm GN
441139	Ø 2,00 mm GN
441242	Ø 2,05 mm GN
438288	Ø 2,20 mm GN
441133	Ø 2,25 mm GN
441142	Ø 2,30 mm GN

441137	Ø 2,40 mm GPL
438658	Ø 2,50 mm GN
514805	Ø 2,65 mm GN
441289	Ø 2,70 mm GN
514804	Ø 2,75 mm GN
441422	Ø 2,80 mm GN
441363	Ø 2,85 mm GPL
515410	Ø 3,00 mm GN
411879	Ø 3,10 mm GN
442160	Ø 3,40 mm GN
440988	Ø 3,50 mm GN
438697	Ø 3,60 mm GN
520393	Ø 3,70 mm GN
442059	Ø 3,80 mm GN
441134	Ø 4,00 mm GN
518319	Ø 4,30 mm GN
442156	Ø 4,35 mm GN
442155	Ø 4,50 mm GN
436641	Ø 5,00 mm GN



Nozzles



Gas nozzle M10x1 CH12

518460	Ø 0,75 mm GPL
441854	Ø 0,90 mm GPL
440655	Ø 0,95 mm GPL
438165	Ø 1,05 mm GPL
441560	Ø 1,10 mm GPL
611980	Ø 1,20 mm GPL
438656	Ø 1,30 mm GPL
517276	Ø 1,35mm GPL
338050	Ø 1,45mm GPL
442157	Ø 1,50 mm GN
526701	Ø 1,55 mm GN
442149	Ø 1,60 mm GN
441349	Ø 1,65mm GPL
440714	Ø 1,75 mm GN
441500	Ø 1,80mm GN
441563	Ø 1,90 mm GPL
518181	Ø 1,95mm GN
441258	Ø 2,20 mm GN
441430	Ø 2,25 mm GN
518421	Ø 2,30mm GN
514452	Ø 2,40mm GPL
442082	Ø 2,45mm GN
442107	Ø 2,55 mm GPL
441063	Ø 2,60 mm GPL
514450	Ø 2,65mm GN
442143	Ø 2,75mm GN
514604	Ø 2,85mm GN
441964	Ø 2,90 mm GN

441562	Ø 3,00 mm GN
441558	Ø 3,20 mm GN
441243	Ø 3,30 mm GN
526545	Ø 3,55 mm GN
526538	Ø 4,10 mm GN



Nozzles



Gas nozzle M10x1 CH12

372834 Ø 1,05 mm

374465 Ø 1,25 mm

372841 Ø 1,35 mm

373326 Ø 1,60 mm



Gas Nozzle M6

347376 Ø 0,85 mm

347476 Ø 0,90 mm

426806



Gas nozzle M5 Ø 0,30 mm GN



Gas nozzle

411978 Ø 0,85 mm
GPL

411932 Ø 0,90 mm
GPL

411970 Ø 0,95 mm
GPL

411977 Ø 1,05 mm
GPL

411974 Ø 1,10 mm
GPL

411971 Ø 1,15 mm
GPL

411968 Ø 1,20 mm
GPL

411930 Ø 1,30 mm
GPL

411975 Ø 1,35 mm
GPL

411972 Ø 1,40 mm
GN

411979 Ø 1,45 mm
GN

411946 Ø 1,50 mm
GN

411965 Ø 1,55 mm
GN

411976 Ø 1,60 mm
GN

411969 Ø 1,80 mm
GPL

411944 Ø 1,85 mm
GN

411945 Ø 1,90 mm
GN

411942 Ø 2,00 mm
GN


411967 Ø 2,10 mm
GN

411928 Ø 2,15 mm
GN

411948 Ø 2,20 mm
GN

411951 Ø 2,25 mm
GN

411954 Ø 3,15 mm
GN



Nozzles

347066

Gas nozzle M10x1 Ø 2,80 mm GN



Pilot burner nozzle

338036 Ø 0,20 mm
GPL
L=28 mm

337986 Ø 0,25 mm
GPL
L=28 mm

338024 Ø 0,30 mm
GN
L=28 mm

338127 Ø 0,35 mm
GN
L=28 mm

338354 Ø 0,40 mm
GN
L=28 mm

583255

Pilot burner nozzle Ø 0,70 mm
G110



Pilot burner nozzle

338040 Ø 0,20 mm
GPL
L=36 mm

338352 Ø 0,30 mm
GN
L=36 mm



Pilot burner nozzle

338217 Ø 0,14 mm
GPL

512587 Ø 0,19 mm
GPL

338094 Ø 0,21 mm
GPL

338218 Ø 0,27 mm
GN

311000 Ø 0,36 mm
GN

338215 Ø 0,50 mm
GT

338136 Ø 0,75 mm
GT



Pilot burner nozzle

450329 Ø 0,20 mm
GPL

338108 Ø 0,25 mm
GPL

338107 Ø 0,30 mm
GPL

311412 Ø 0,35 mm
GPL

338121 Ø 0,41 mm
GN

338109 Ø 0,51 mm
GN

338087 Ø 0,75 mm
GT

338336 Ø 0,80 mm
GC

582665

Pilot burner nozzle 1 x Ø 0,25 mm
GPL L=11,50 mm



Pilot burner nozzle

435366 Ø 0,20 mm
L=11,52 mm
GPL

435414 Ø 0,25 mm
L=11,52 mm
GN



Nozzles

319143

Pilot burner nozzle Ø 0,21 mm



Gas Valves

414084

Piezo igniter MINISIT / BABYSIT
male terminal Ø 2,4 mm; cut out Ø 22 mm



338118

Piezoelectric igniter with MINISIT cover
faston 6,35x0,8 mm



435210

Gas solenoid valve BRAHMA Ø 1/2"
- 230V 50/60Hz 20VA
Pmax 500 mbar; working temperature 15÷60°C



439850

Gas valve Honeywell VK4105A - FF
Ø 3/4" - 230V 50Hz
pressure range 5-50 mbar; working temperature 0÷60°C; fast opening with regulator



438850

Gas valve Honeywell VK4105C 1009
- FF Ø 3/4" - 230V 50Hz
pressure range 5-50 mbar; working temperature 0÷60°C; slow opening with regulator




440132

Gas valve Honeywell VK4105P - FF
Ø 3/4" - 230V 50Hz
pressure range 5-50 mbar; working temperature 0÷60°C; fast opening with Hi/Low regulator



439043

Gas valve Honeywell VK4105Q - FF
Ø 3/4" - 230V 50Hz
pressure range 5-50 mbar; working temperature 0÷60°C; slow opening with Hi/Low regulator



439106

Gas valve Honeywell VK4115V1014
- FF Ø 3/4" - 230V 50Hz
pressure range 5-50 mbar; working temperature 0÷60°C; premix gas/air device 1/1



321148

Gas valve Honeywell VK4115V1154
- FF Ø 3/4" - 230V 50Hz
pressure range 5÷50 mbar; working temperature 0÷60°C; premix gas/air device 1/1; CPC-line 61-202/G from 01/01



436694

Gas low pressure regulator Mertik
Pmax 100mbar; raccordo 3/4"



Pipe fitting with bicone

338067 M10 x L=16 mm
Ø 4mm

338080 M10 x L=16 mm
Ø 6mm

338103

Pipe fitting Ø 4 mm - for 820 NOVA gas valve



Fitting for pipe


450142 Ø 12 mm

338169 Ø 16 mm

441621

Connection 3/8"
for gas valve





Gas Valves

517514



Connection 3/8"
Ø 12,20xH26 mm CH17 - for gas valve

410316



Gaz fitting 90° (kit)
3/8" - M14, double cone Øext 12.5 mm Øint 10 mm

410334



Gas fitting assy 180° 1/4"÷3/8" (Kit)
double coin Ø 10 mm

630031



Elbow connection 1/2" for MINISIT+screws+O-ring

630030



Elbow connection 3/8" for MINISIT +screw+O-ring

435181



Extension f/gas valve

435400



Extension f/gas valve Ø 8x47 mm
shaft 6.5x8 mm

438664



Gas valve 810 ELETTROSIT 1/2" - 220V 50Hz
thermocouple connection M9x1 mm; pressure range 3-18 mBar - work temp 0-60°C; lateral pilot and thermocouple connections

310235



Gas valve 810 ELETTROSIT Ø 1/2" FF - 230V 50Hz
thermocouple connection M9x1 mm; pressure range 3-18 mBar - work temp 0-60°C; long buttons - pilot and thermocouple connections

338191



Gas valve 810 ELETTROSIT Ø 3/4" FF - 24V 50Hz
thermocouple fitting 11/32" - minimum screw Ø 2,00 mm - pressure range 3-18 mBar - work temp 0-60°C; lower pilot and thermocouple connections

338192



Gas valve 810 ELETTROSIT 3/4"FF - 230V 50Hz
thermocouple connection M9x1 mm - pressure range 3-18 mBar - work temp 0-60°C; lower pilot and thermocouple connections

338207



Gas valve 810 ELETTROSIT Ø 3/4"FF - 230V 50Hz
thermocouple connection M9x1 mm; max gas inlet pressure 50 mbar; outlet pressure 3÷18 mBar

352876



Gas valve EUROSIT 30÷100°C
pipe fitting Ø 3/8"FF; thermocouple connection M9x1 mm; work temperature 0÷80°C; capillary L=1050 mm - bulb Ø 5x120 mm

348504



Gas valve EUROSIT 40÷280°C
pipe fitting Ø 3/8"FF, thermocouple connection M9x1 mm, capillary L=1050 mm, bulb Ø 4x72 mm, with brass knob - supplied with 2 plugs

519729



Gas valve EUROSIT 40÷280°C
raccordi Ø 3/8"FF; thermocouple connection M9x1 mm; work temperature 0÷120°C; capillary L=1050 mm - bulb Ø 4x72 mm - supplied with 2 plugs

323267



Gas valve EUROSIT 40÷280°C [Kit]
pipe fitting Ø 3/8"FF; thermocouple connection M9x1 mm; work temperature 0÷120°C; capillary L=1050 mm - bulb Ø 4x72 mm - supplied with 2 plugs, 2 fitting for pipe Ø 12 mm, 2 double cone and minimum screw Ø 2,8 mm



Gas Valves

338128



Gas valve EUROSIT 80÷320°C
connections Ø 3/8"FF; thermocouple connection M9x1 mm; work Temperature 0÷120°C; capillary L=1070 mm - bulb Ø 4x72 mm

518564




Gas valve EUROSIT 80÷320°C [KIT]
connections Ø 3/8"FF; thermocouple connection M9x1 mm; work temperature 80÷320°C; capillary L=1050 mm - bulb Ø 4x72 mm

351592



Gas thermost. EUROSIT 80-320°C - KIT
shaft 8x6.5 mm, H tot 49 mm

311508




Gas valve EUROSIT 100÷340°C
pipe fitting Ø 3/8"FF; thermocouple connection M9x1 mm; capillary L=1050 mm - bulb Ø 4x72 mm - with brass knob - RoHS certifications

375951




Gas valve EUROSIT 100÷340°C
pipe fitting Ø 3/8"FF, thermocouple connection M9x1 mm, capillary L=1050 mm -bulb Ø 4x72 mm - with brass knob

425851




Gas valve EUROSIT 100÷340°C
connections Ø 3/8"FF; thermocouple connection M9x1 mm; work temperature 0÷120°C; capillary L=1050 mm - bulb Ø 4x72 mm; with flow adjuster

351416



Gas valve EUROSIT 100÷340°C [KIT]

375950




Gas valve EUROSIT 100÷340°C
pipe fitting Ø 3/8"FF; thermocouple connection M9x1 mm; work temperature 0÷120°C; capillary L=1050 mm - bulb Ø 4x72 mm

348513




Gas valve EUROSIT 30÷100°C
pipe fitting Ø 3/8"FF; thermocouple connection M9x1 mm; capillary L=1050 mm - bulb Ø 5x122 mm - with brass knob

311086



Gas valve EUROSIT 100÷340°C
pipe fitting Ø 3/8"FF; work temperature 0÷120°C; capillary L=1050 mm - bulb Ø 5x68 mm

338049



Gas valve EUROSIT 100÷340°C
connections Ø 3/8"FF; thermocouple connection M10x1 mm; max gas inlet pressure 50 mbar

348505



Gas valve EUROSIT 110÷190°C
pipe fitting Ø 3/8"FF; thermocouple connection M9x1 mm; capillary L=1050 mm - bulb Ø 4x202 mm - with brass knob

317613



Gas valve EUROSIT 110÷190°C
pipe fitting Ø 3/8"FF; thermocouple connection M9x1 mm; work temperature 0÷120°C; capillary L=1050 mm - bulb Ø 4x202 mm with oil ring seals

375952



Gas valve EUROSIT 110÷190°C
pipe fitting Ø 3/8"FF; thermocouple connection M9x1 mm; work temperature 0÷120°C; capillary L=1050 mm - bulb Ø 4x202 mm

337968



Gas valve EUROSIT 110÷190°C
connections Ø 3/8"FF; thermocouple connection M9x1 mm; work temperature 0÷120°C; capillary L=1050 mm - bulb Ø 4x202 mm in AISI 316

347471



Gas valve EUROSIT 110÷190°C [KIT]




Gas Valves



Minimum Screw

338029	Ø 0,80 mm GPL
315987	Ø 1,25 mm GN
338033	Ø 1,40 mm GN
337940	Ø 1,60 mm G25
338180	Ø 2,50 mm GN

338081




Plug for gas outlet M3/8" for EUROSIT
Ø 15,8x10 mm

312728



Gas valve MINISIT manual regulation
pipe fittings in-out Ø 3/8"F-3/8"F;
thermocouple connection M9x1 mm;
without capillary and cover

338205



Gas valve MINISIT 30÷100°C
connections inlet Ø 1/2"F - outlet Ø 3/8";
thermocouple connection M9x1 mm;
nikel capillary L=1050 mm - bulb Ø 5x125 mm

338334



Gas valve MINISIT 50÷190°C
connections inlet Ø 1/2"F - outlet Ø 3/8";
thermocouple connection M9x1 mm;
capillary L=1200 mm - bulb Ø 5x95 mm

435434



Gas valve MINISIT 50÷190°C [KIT]
connections inlet Ø 1/2"F - outlet Ø 3/8";
thermocouple connection M9x1; nikel capillary L=1200 mm;
bulb Ø 5x95 mm

337998



Gas valve MINISIT 110÷190°C
connections inlet Ø 1/2"F - outlet Ø 3/8";
thermocouple connection M9x1 mm;
nikel capillary L=1050 mm - bulb Ø 6x105 mm

316617



Gas valve MINISIT 110÷190°C
inlet fitting Ø 1/2"F - outlet fitting 3/8";
thermocouple connection M9x1 mm;
capillary L=1050 mm - bulb Ø 6x105 mm;
without cover, knob and flange

338200



Gas valve MINISIT 110÷190°C with pressure regulator
connections inlet Ø 1/2"F - outlet Ø 3/8";
thermocouple connection M9x1 mm;
nikel capillary L=1050 mm - bulb Ø 6x105 mm

352890



Gas valve MINISIT 110÷190°C with P.R.; button bulb
inlet fitting Ø 1/2"F - outlet fitting Ø 3/8";
thermocouple connection M9x1 mm;
capillary L=1050 mm - bulb G1/4"x26 mm

435398



Gas valve MINISIT 110÷190°C [KIT]
connections inlet Ø 1/2"F - outlet Ø 3/8";
thermocouple connection M9x1 mm;
nikel capillary L=1050 mm - bulb Ø 6x105 mm

630001



Gas valve MINISIT 100÷340°C naked
connections inlet Ø 1/2"F - outlet Ø 3/8";
thermocouple connections M9x1; nikel capillary L=1050 mm;
bulb 4x72 mm

314724



Gas valve MINISIT 100÷340°C
inlet fitting Ø 1/2"F - outlet fitting 3/8";
thermocouple connection M9x1 mm;
min capacity screw; nikel paltd capillary L=1050 mm - bulb Ø 4x72 mm;
without knob and cover

338046



Gas valve MINISIT 100÷340°C
connections inlet Ø 1/2"F - outlet Ø 3/8";
thermocouple connection M9x1 mm;
nikel capillary L=1050 mm - bulb Ø 5x70 mm



Gas Valves

338313



Gas valve MINISIT 100÷340°C [KIT]
connections inlet Ø 1/2" F - outlet Ø 3/8" F; thermocouple connection M9x1; nikel capillary L=1050 mm; bulb Ø 4x70 mm

312694



Gas valve MINISIT 100÷340°C with P.R.
inlet fitting Ø 1/2" F - outlet fitting Ø 3/8" F; thermocouple connection M9x1 mm; nikel palated capillary L=1050 mm - bulb 5x70 mm; naked



Thermostatic element 30÷100°C

338183 30÷100°C
Ø 5x95 mm
L=1050 mm

338216 60÷200°C
Ø 5x95 mm
L=1250 mm

338318 100÷200°C
Ø 6x105 mm
L=1050 mm

312626 110÷190°C
Ø 6x105 mm
L=1200 mm

338093 100÷340°C
Ø 4x72 mm
L=1050 mm

337984 100÷340°C
Ø 5x70 mm
L=1750 mm

313711



Thermostatic element 110÷190°C button bulb
for MINISIT gas valve - capillary L=1050 mm - button bulb Ø 14,4x26 mm



Magnetic block for MINISIT

338322 M9x1

338162 M10x1

338321



Magnetic block Ø 14,8 mm for BABYSIT-COMPOSIT



Minimum screw - Minisit

630002 Ø 1,00 mm

630004 Ø 1,10 mm


630003 Ø 1,60 mm

337969



Gas valve 820 NOVA Ø 1/2" FF mV
thermocouple connection M9x1 mm; max gas inlet pressure 60 mBar; outlet pressure 5÷50 mBar

536483



Gas valve 820 NOVA Ø 1/2" FF - 24V 50Hz
thermocouple connection M9x1 mm; Pmax entrada gas 60 mBar; P-uscita 5÷50 mBar

312976



Gas valve 820 NOVA Ø 1/2" FF - 230V 50Hz
thermocouple connection M9x1 mm; Pmax entrada gas 60 mBar; P-uscita 5÷50 mBar

337977



Gas valve 820 NOVA Ø 1/2" FF 230V 50Hz
thermocouple connection M9x1; max gas inlet pressure 60 mbar; outlet pressure 5÷50 mbar

337960



Gas valve 820 NOVA Ø 1/2" FF - 230V 50Hz
thermocouple connection M9x1 mm; max gas inlet pressure 60 mBar; with drilled flow regulator plug



Gas Valves

338105



Gas valve 820 NOVA Ø 1/2"FF - 230V 50Hz
thermocouple connection M9x1 mm; max gas inlet pressure 60 mBar; max outlet pressure 3÷30 mBar; with step opening ignition device

338151




Gas valve 820 NOVA Ø 1/2"FF - 230V 50Hz
thermocouple fitting 11/32"; Pmax gas inlet 60 mBar; without pipe fittings

338166



Gas valve 820 NOVA Ø 1/2"FF - 220V 60Hz
thermocouple connection M9x1 mm; max gas inlet pressure 60 mBar; max outlet pressure 3÷30 mBar; slow ignition device 3÷5 mBar

338045



Gas valve 822 NOVA Ø 1/2"FF - 230V 50Hz
inlet/outlet fitting Ø 1/2"FF; Pmax gas inlet 60 mBar; P max gas outlet 3÷30 mbar; slow ignition device 3÷5 mBar

317627



Gas valve 822 NOVA Ø 1/2"FF - 230V 50Hz
Pmax gas inlet 60 mBar; Pmax gas outlet 3÷30 mbar, pilot outlet M10x1; without slow ignition device

317632



Gas valve 822 NOVA Ø 1/2"FF - 230V 50Hz
Pmax gas inlet 60 mBar; Pmax gas outlet 3÷30 mbar, pilot outlet M10x1; slow ignition device 6÷10 mbar

352886



Gasventil 824 NOVA Ø 1/2"FF - 230V 50Hz
working temp 0÷60°C; Pmax inlet gas pressure 60 mbar; thermocouple connection M9x1; pressure regulator device 2÷50 mbar; without slow ignition device

317636



Gas valve 826 NOVA Ø 1/2"FF - 230V 50Hz
working temp 0÷60°C; Pmax inlet gas pressure 60 mbar; pressure regulator device 2÷50 mbar; with slow ignition device 3÷5 mbar

459361



Connector EV1 for 822/826/827 NOVA gas valve
cable L=1000 mm

338044



Electric ignition contact with cables L=880 mm
suitable for 820 NOVA and ELETTROSIT S2

338317



Valve microswitch without cables
suitable for 820 NOVA and ELETTROSIT S2

338319



Magnetic block for gas valve "820 NOVA" code 338105

337971



Thermopile 750mV ASA11/32 7/16"
bulb Ø 9x75 mm - cable L=600 mm; fork terminal 4,2 mm; connector 7/16"M

310673



Plug for gas outlet gas M10x1 for NOVA gas valve

338034



Gas valve 840 SIGMA - 230V 50Hz
inlet-outlet fittings Ø 3/4"M; Pmax gas inlet 60 mbar; Pmax gas outlet 2÷50 mbar; temperature range 0÷60°C

427120



Gas valve 840 SIGMA - 230V 50Hz
inlet-outlet fittings Ø 3/4"M; pressure range regulation 2÷50 mbar; no pilot exit; with adjustable slow ignition device



Gas Valves

352490



Gas valve 840 SIGMA - 230V 50Hz
inlet-outlet fittings Ø 3/4"M; pressure range regulation 2÷50 mbar; no pilot exit; with slow ignition device 2÷4 mbar

433587



Gas valve 848 SIGMA - 230V 50Hz
inlet-outlet fittings Ø 3/4"M; pressure range regulation 0,5÷12 mbar; with slow ignition device 2÷4 mbar

337245



Gas valve 830 TANDEM Ø 1/2"FF - 230V 50Hz
max gas inlet pressure 60 mBar; max outlet pressure 3÷50 mBar; working temperature 0÷60°C; pilot outlet M10x1 mm

310683



Gas valve 830 TANDEM Ø 1/2"FF - 230V 50Hz
max gas inlet pressure 60 mBar; max outlet pressure 3÷50 mBar; working temperature 0÷60°C

337958



Gas valve 830 TANDEM Ø 1/2"FF - 230V 50Hz with PR
max gas inlet pressure 60 mBar; max outlet pressure 3÷50 mBar; working temperature 0÷60°C

413153




Gas valve 830 TANDEM Ø 1/2"FFF - 24V 50Hz
max gas inlet pressure 60 mBar; max outlet pressure 3÷50 mBar; working temperature 0÷60°C

427183



Gas valve 830 TANDEM Ø 1/2"FF - 230V 50Hz
max gas inlet pressure 60 mBar; max outlet pressure 3÷50 mBar; working temperature 0÷60°C; with step opening ignition device

337972



Gas valve 836 TANDEM Ø 1/2"FF - 230V 50Hz
230V RAC, max gas inlet pressure 50 mBar; max outlet pressure 2÷45 mBar; working temperature 0÷60°C

317646



Gas valve 837 TANDEM Ø 1/2"FF - 230V 50Hz
28V DC 165 mA; max gas inlet pressure 50 mBar; outlet pressure range 3÷37 mBar; working temperature 0÷60°C

338138



Rectifier diode for TANDEM 836 valve
cable L=200 mm

450335



Gas safety valve, 1/8"F - 1/8"M

338184



Gas safety valve, D3 1/2"FF

338186



Gas safety valve, D3 3/4"FF

338032



Elbow connection 1/2" for 820 NOVA
with screw and O-ring

446576




Straight Flange 1/2" 820 NOVA
With screw and O-ring



Elbow connection for MINISIT

338100 1/2"

338149 3/8"



Gas Valves



Screw

338066 M4x15 mm

535688 M4x30 mm

440605



Double cone Ø 16 mm

353006



Extension for gas valve Ø 20 H=57 mm
for gas valve series 820/822/824

338222



Flange for EUROSIT gas valve

450209



Reduction 1/2" / 3/8"
for MINISIT flange

459367



Magnetic coil EV1 220-240V 50Hz -
for 822 NOVA gas valve

338041



Magnetic coil EV2 220-240V 50Hz -
for 820 NOVA gas valve

349447




Coil for solenoid valve gas
BRAHMA Ø 1/2"
220/240V 50/60Hz; mod. B66*GM8

337981



Double magnetic coil 230V 50Hz
for gas valve TANDEM



Cables

611064



Spiralized power supply cable
L=600÷3500 mm with Schuko plug
3P Ø 1,5 sq.mm; black colour

438497



Spiralized power supply cable
L=750÷3500 mm
3P Ø 1,5 sq.mm; black colour without
plug; for hot trolley

421362



Spiralized power supply cable
L=750÷3500 mm with Schuko 90°
3P Ø 1,5 sq.mm; black colour

311241



Power sockets 2P+T 13A 250V



Cables

311667

Switch boxes



311239

Cable L=5 MT
WT44 / WT66



311248


Cable L=6 mt
ADT



Commutators, Energy Regulators


432178

Commutator 0-3 positions
16A 250V; D-shaft Ø 6x4,6 mm; Tmax
150°C




432156

Commutator 0-2 positions
32A 250V; D-shaft Ø 6x4,6 mm; Tmax
150°C



432329

Commutator 0-2 positions
16A 250V; D-shaft Ø 6x4,6 mm; Tmax
150°C



432317

Commutator 0-3 positions
16A 250V; D-shaft Ø 6x4,6 mm; Tmax
150°C



432066

Commutator 0-3 positions
16A 250V; D-shaft Ø 6x4,6 mm; Tmax
150°C



319432

Commutator 0-3 positions
16A 250V; D-shaft Ø 6x4,6 mm




431687

Commutator 0-4 positions
32A 250V; D-shaft Ø 6x4,6 mm; Tmax
150°C




431254

Commutator 0-4 positions
32A 250V; D-shaft Ø 6x4,6 mm; Tmax
150°C



431775

Commutator 0-4 positions
16A 250V; D-shaft Ø 6x4,6 mm; Tmax
150°C



317169

Commutator 0-4 positions
16A 250V; D-shaft Ø 6x4,6 mm L=23
mm



432488


Commutator 0-4 positions
16A 250V; D-shaft Ø 6x4,6 mm;
Tmax 150°C



432293


Commutator 0-4 positions
16A 250V; D-shaft Ø 6x4,6 mm;
Tmax 150°C





Commutators, Energy Regulators

432222



Commutator 0-5 position
16A 250V; D-shaft Ø 6x4,6 mm;
Tmax 150°C

432140



Commutator 0-7 positions
32A 250V; D-shaft Ø 6x4,6 mm;
Tmax 150°C

432393



Commutator 0-7 positions
16A 250V; D-shaft Ø 6x4,6 mm

432176




Commutator 0-7 positions
16A 250V; D-shaft Ø 6x4,6 mm;
Tmax 150°C

429073



Commutator 0-7 positions
16A 250V; D-shaft Ø 6x4,6 mm;
Tmax 150°C

432269



Commutator 0-7 positions
16A 250V; D-shaft Ø 6x4,6 mm;
Tmax 150°C

432060



Commutator 0-7 positions
16A 250V; D-shaft Ø 6x4,6 mm;
Tmax 150°C

315974



**Energy regulator double circuit 13A
230V 50Hz**
D-shaft Ø 6x4,6 mm; Tmax 125°C

533018



Energy regulator 13A 230V
D-shaft Ø 6x4,6 mm; Tmax 125°C

Contactors and Relays

360090




**Auxiliary contact NO 12/60V DX -
coil in the opening**

355883



Auxiliary contact NC for breaker

351385



Contactor A9-30-10
4kW 3P; 24VAC 50/60Hz; 400V 3
cont. NO + 1 aux NO; dim. 75x43x72
mm

335476



Contactors 230V/400V 50/60Hz [Kit]
1x 4kW 3P; 230V 50/60Hz; 3 cont.
NO + 1 aux NO; 1 x 4kW 3P; 400V
50/60Hz; 3 cont. NO + 1 aux NO; 1 x
auxiliary contact block 2 NO + 2 NC

351386



Contactor AF12-30-10-11
5,5kW 3P; 230V 50/60Hz 400V 3
cont. NO + 1 aux NO

351396



Contactor A12-30-10 230V
7,5kW 3P; 220-230V 50HZ 240V
60Hz 3 cont. NO + 1 aux NO



Contactors and Relays


351388



Contactor A26-30-10 24V
11kW 3P; 24V 50-60Hz 3 cont. NO +
1 aux NO dim 90x54x94 mm

Thermal overload relay

351608	ABB 0,4-0,63A
351609	ABB 0,63-1A
351610	ABB 1-1,4A
351713	ABB 4,5-6,5A



351713



Overload relay ABB 4,2-5,7A
dim. 45x66,5x88 mm

361110



Green auxiliary contact HN10 T 10A 690V
1 contact NO; dim. 43x10x21 mm



Auxiliary contact


435316	1NO
435315	1NC



Auxiliary contact


435202	1NO
426301	1NC

431393



Mini Contactor K1-09D01 400V
4kW 3P; 380-400V 50Hz 440V 60Hz -
3 cont. NO + 1 aux NC - dim.
49x45x57,5 mm

435165



Mini Contactor K1-09D10 230V
4kW 3P; 220-230V 50Hz 240V 60Hz -
3 cont. NO + 1 aux NO - dim.
49x45x57,5 mm

426214




Contactor K2-09A01 230V
4kW 3P; 220-240V 50Hz 240V 60Hz -
3 cont. NO + 1 aux NC - dim.
65,5x45x60 mm

426262




Contactor K3-14ND01 230V
5,5kW 3P; 220-240V 50Hz 230-264V
60Hz - 3 cont. NO + 1 aux NC - dim.
65,5x45x60 mm

426168



Contactor K2-23A00-40 230V
11kW 3P; 220-240V 50Hz 240V 60Hz
- 4 cont. NO - dim. 85x57x74 mm

536254




Contactor K2-30A00-40 230V
15kW 3P; 220-240V 50Hz 240V 60Hz
- 4 cont. NO - dim. 85x55x74 mm

426339



Contactor K3-07ND40 230V
220-240/50Hz 240V/60Hz - 3 cont.
NO + 1 aux NO

327262




Contactor K3
4kW 3P; 220/240V 50/60Hz 400V 3
cont. NO + 1 aux NO

435108




Contactor K3-10ND01 180V
4kW 3P; 180-210V 50Hz 200-240V
60Hz - 3 cont NO + 1 aux NC

435166



Contactor K3-10ND10 230V
4kW 3P; 220-240V 50Hz 240V 60Hz -
3 cont. NO + 1 aux NO - dim.
65,5x45x60 mm



Contactors and Relays

200315



Contactor K3-10ND10 190R T
4kW 3P; 200-240V 50-60Hz 400V - 3
cont.NO + 1 aux NO

435109




Contactor K3-10ND01 230V
4KW 3P; 220-240V 50Hz 240V 60Hz -
3 cont. NO + 1 aux NC - dim.
65,5x45x60 mm

611562



Contactor K3-10NA00-40 230V
4kW, 220-240V 50Hz 240V 60Hz - 4
cont. NO - dim. 65,5x45x60 mm

517170



Contactor K3-10ND10 190R T
4kW 3P; 200-240V 50-60Hz 400V - 3
cont.NO + 1 aux NO

434968



Contactor K3-14ND10 24V
5,5kW 3P; 24V 50Hz - 3 cont. NO + 1
aux NO - dim. 65,5x45x60 mm

426261



Contactor K3-14NA00-40 230V
5,5kW 3P; 220-240V 50Hz 240V 60Hz
- 4 cont. NO - dim. 65,5x45x60 mm

436196



Contactor K3-14ND10 230V
5,5kW 3P; 220-240V 50Hz 240V 60Hz
- 3 cont. NO + 1 aux NO - dim.
65,5x45x60

426314



Contactor K3-18ND10 24V
7,5kW 400V 3P; 24V 50/60Hz - 3
cont. NO + 1 aux. NO - dim. 65x45x60
mm

435384



Contactor K3-18ND10 180V
7,5kW 3P; 180-210V 50Hz 200-240V
60Hz - 3 cont. NO + 1 aux NO; dim.
65x45x60 mm

435427



Contactor K3-18ND10 230V
7,5kW 3P; 220-240V 50Hz 240V 60Hz
- 3 cont. NO + 1 aux NO - dim.
65,5x45x60 mm

360655



Contactor K3-18ND10 190 T
7,5kW 3P; 200-240V 50-60Hz 400V -
3 cont. NO

328529



Contactor K3-18ND10 180
7,5kW 3P; 180-210V 50Hz 200-240V
60Hz - 3 cont. NO + 1 aux NO, dim.
65x45x60 mm; 1 aux cont NO+1 aux
cont NC

516524



Contactor K3-18A01 190R T
7,5kW 3P; 220-240V 50-60Hz 400V 3
cont. NO + 1 aux NO

516522




Contactor K3-18ND10 190R T
7,5kW 3P-400V; 200-240V 50-60Hz; 3
cont. NO + 1 aux NO

426300




Contactor K3-22ND10 24V
11kW 3P; 24V 50Hz 60Hz - 3 cont.
NO + 1 aux NO - dim. 65x45x60 mm

426298



Contactor K3-22ND01 220/240V
11kW 3P; 220-240V 50Hz 240V 60Hz
400V - 3 cont. NO + 1 aux NC - dim.
65x45x65 mm



Contactors and Relays

319482



Contactor K3-22ND10 230V
11kW 3P; 220-240V 50Hz 240V 60Hz
- 3 cont. NO + 1 aux NO - 65,5x45x60
mm

426307



Contactor K3-22ND10 400V
11kW 3P; 380-415V 50Hz 415-440V
60Hz - 3 cont. NO + 1 aux NO - dim.
85x55x74 mm

436199



Contactor K3-24A00 24V
11kW 3P; 24V 50Hz 60Hz - 3 cont.
NO - dim. 87,5x45x74 mm

518594



Contactor K3-24A00 230V
11kW 3P; 220-240V 50Hz 240V 60Hz
- 3 cont. NO - dim. 87,5x45x74 mm

321420



Contactor K3-24A00 230V
11kW 3P; 220-240V 50Hz 240V 60Hz
- 3 cont. NO + 1 aux NO - dim.
87,5x45x74 mm

435495



Contactor K3-32A00 230V
15kW 3P; 220-240V 50Hz 240V 60Hz
- 3 cont. NO - dim. 87,5x45x74 mm

426344



Contactor K3-32A00
15kW 3P; 220-240V 50Hz 240V 60Hz
- 3 cont NO + 1 aux NO; dim:
75x45x86 mm

514344



Contactor K3-32B00 190R T
15kW 3P-400V; 200-240V 50-60Hz; 3
cont.NO specif. term. Rational

433658




Contactor K3-40A00 230V
18,5 kW 3P; 220-240V 50Hz 240V
60Hz - 3 cont NO - dim. 87,5x45x74
mm

335529



Contactor K3-50A00 230V
22kW 3P; 220-240V 50Hz 240V 60Hz
- 3 cont. NO - dim. 95x60x110 mm



Thermal overload relay

325269	0,6-0,9A
435193	1,2-1,8A
440907	1,8-2,7A
438776	2,7-4,0A
438720	4,0-6,0A

362795



Auxiliary contact 4A 230V
1 NO - 1 NC

364855




Contactor MC1A310AT1
2,2kW 3P; 220-240V 50Hz - 3 cont.
NO + 1 aux NO

352545



Contactor MC1A310AT6
2,2kW 3P; 220-230V 50Hz 4 cont. NO
+ 1 aux NO

341881




Contactor MC0A400AT
7,5kW 3P; 230V 50-60Hz 4 cont. NO
+ 1 aux NO; dim. 45x44x56 mm

364847



Contactor CL01A310R
3kW 3P; 220-230V 16A 50Hz - 3 cont.
NO + 1 aux NO




Contactors and Relays

364848



Contactor CL02A310R6
7,5kW 3P; 230-380V 50Hz 400V - 3 cont. NO + 1 aux NO

364850



Contactor CL25A300T
7,5kW 3P; 220-230V 50Hz - 3 cont. NO + 1 aux NO

364857



Contactor CL25A300T
11kW 3P; 24V 50/60Hz 400V 3 cont. NO + 1 aux NO - dim. 87x45x81mm

200112



Mini Contactor BG1201A
3,2kW 3P; 230V 50Hz 240V 60Hz 4 cont NO + 1 aux NO

612338



Contactor BF0910A 230V
4,2kW 3P; 230 50-60Hz 400V 3 cont. NO + 1 aux NO

350909



Contactor BF901A230
4,2kW 3P; 230ACV 50Hz 400V 3 cont. NO + 1 aux NO

350153



Contactor BF3200A
8,8kW 3P; 230 50-60Hz 3 cont. NO + 1 aux NO

350152



Contactor BF2501A
12,5kW 3P; 230V 50-60Hz 3 cont. NO + 1 aux NO

350281



Contactor BF2600A
13kW 3P; 230V 50-60Hz 400V - 3 cont. NO

310704



Overload relay 0,9-1,5A

351725



Overload relay 2,0-3,3A - contact 1NO+1NC
Contactor 350909

350693



Overload relay 3-5 A

312679



Auxiliary contact 1L + 1R 7,5KW

413926



Contactor DILEM-10
4kW 3P; 24V 50/60Hz; 3 cont. NO + 1 aux NO; dim. 50x45x58 mm

414132



Contactor DILM17-10
7,5kW 3P; 24V 50Hz 60Hz 400V 3 cont. NO+ 1 aux NO

311757



Contactor DILM17-01-230
7,5kW 3P; 230-240V 50-60Hz 400V 3 cont. NO+ 1 aux NO



Contactors and Relays

311862

Auxiliary contact 1NO + 1NC
dim. 38x35x37 mm



376077

Contactor LC1K0601M7
1,5kW 3P; 220/230V 50/60Hz; 2,2 kW
380/415V 50/60Hz; 3 cont. NO + 1
aux NC



350897

Contactor LC1D09M7 230V
4kW 3P; 230V 50Hz 400V 3 cont.
1NO+1NC



377478

**Contactor LC1D093P7 230V +
LAD4RCU**
4kW 3P; 230V 50 Hz 690V 3 cont.
NO+1 aux NO



350894

Contactor LC1D18B7
7,5kW 3P; 24V 50Hz-60Hz 3 cont. 1
NO + 1 NC dim. 85x45x72 mm



376076

Contactor LC1D18 230V 50Hz
7,5kW 3P; 4 kW 230V 400V; 3 cont.
NO + 1 aux NO + 1 aux NC; dim.
85x45x72 mm



377417

Contactor LC1DT40P7
11kW 3P; 230V 50Hz 4 cont. NO + 1
aux NO



376074

Contactor LC1K09004U7
4kW 3P; 230/240V 50/60Hz 440V 4
cont. NO + 1 AUX NC; dim. 57x45x58
mm



413163

Level control 24V 50/60Hz
relay contact 10A 250V



413159

Level control 230V 50/60Hz
RL30/3ES/F/G - RL1/RL2 5A 250V



414098

**Relay 2 contacts 230V 50/60Hz 10A
with faston connections**
24Vac



435076

Relay Tyco EASIAS-230A-H
220-240V 50/60Hz, 16A 250V




438457

Relay 25A 200-240V



356678

**Relay 1 contact 250V 10A with
socket**
dim. 67x16x52 mm; coil 14Vdc




414072

Relay 1 contact 12Vdc 50/60Hz
contact capacity 12A 250V





Contactors and Relays




Relay

336839 1 cont.
10A
230V

434972 1 cont.
16A
24V

438774 2 cont.
8A
230V

336518



Relay 1 contacts 250V 50/60Hz 20A
Faston 6.3x0.8 mm

518920



Relay 2 contacts 12V 50/60Hz 8A

324333




Relay 2 contacts 8A 250V
dim: 30x28x12 mm

310844




Relay 2 contacts 230V 50/60Hz 8A
dim. 67x52x15 mm - Relais 438774

436242



Relay 2 contacts 230V 50/60Hz 10A

435271



Relay 2 contacts 230V 50/60Hz 10A
Faston 6.3x0.8 mm

375486



Relay 2 contacts 230V 50/60Hz 10A
2CO
coil 1,0A AC

613895



Relay 2 contacts 24V 50/60Hz 10A

435248



Relay 2 contacts 230V 50/60Hz 12A

352543



Relay 2 contacts 230V 50/60Hz 16A
Faston 6.3x0.8 mm

351401




Relay 2 contacts 230V 16A
Faston 6.3x0.8 mm

364335




Relay 2 contacts NO 230V 50/60 Hz
16A
with DIN bar adaptor

438597




Relay 3 contacts 230V 50/60Hz 10A
Faston 6.3x0.8 mm



Contactors and Relays

336813



Relay 3 contacts 24V 50/60Hz 10A
Faston 6.3x0.8 mm

434973



Relay 3 contacts 24V (AC) 50/60Hz 16A 250V
Faston 6.3x0.8 mm - socket 439004

435162



Relay 3 contacts 230V 50/60Hz 16A
Faston 6.3x0.8 mm

438843




Relay 3 contacts 230V 50/60Hz 16A

364351




Relay 3 contacts 230V 50/60Hz 16A
Faston 6.3x0.8 mm

435519



Relay 4 contacts 230V 50/60Hz 7A

321723




Relay 4 contacts 250V 50/60Hz 7A
dim. 76x86x27 mm

336816




Relay 4 contacts 230V 50/60Hz 12A
with special plastic flange

324323



Diode 6-230Vdc

336840



Socket relay 10A 250V

414097



Socket relay 7A 250V

440636



Socket relay type 95.65
for 438774

324326



Socket relay
10A 300V

362526




Socket for relay serie 95.75
250V 10A

439004




Socket relay type 94
for 434973

437774




Socket relay type 94
for 613895



Contactors and Relays

319815



Socket relay
for 613895

436148



Relay 2 contacts 230V 16A
faston 6,3x0,8 mm

435127



Time relay H3DK-M1
0,1s-1200h - 24/230V 50/60Hz

438244



Time relay
0,05s-100h 24-230V AC/DC 2x8A
45x45mm



Overload relay

360502 Mbs25-025
1,6÷2,5A
1,1kW

377422 Mbs25-010
0,63÷1A
0,5kW

377424 Mbs25-016
1÷1,6A
0,55kW

377425 Mbs25-040
2,5÷4A
1,5kW

427260



Relay SSR HD4850
input 3-32V, output 480V 50A

Fuses, Capacitors, RFI Filters



Capacitor for power factor correction

342416 2 µF
450V

311818 4 µF
450V

418004 5 µF
400V

610850 6,3 µF
450V

342369 8 µF
450V

332311 10 µF
425V\500V

344822 12,5 µF
450V

344792 16 µF
450V

334853 20 µF
450V



Condenser for power factor correction

339526 4 µF
450V
Ø 35 mm

441189 10 µF
450V
Ø 35x77 mm

339523 12,5 µF
450V
Ø 40x70 mm

436398 15 µF
450V
Ø 40 mm

340272 16 µF
450V
Ø 40x74,5 mm

415522 20 µF
450V
Ø 40x96 mm

436397 31,5 µF
450V
Ø 45 mm



Fuses, Capacitors, RFI Filters

339524



Capacitor for power factor correction 40µF 420V
 Ø 45x98 mm; with screw M8

582802



Capacitor for power factor correction 1,5 µF 450V 50/60Hz
 Ø 25x51 mm; with screw M8; cable L=250 mm



Capacitor for power factor correction

435146 4 µF
 450V
 Cable L=230 mm

435292 5 µF
 450V
 Cable L=500 mm

310159 20 µF
 450V

440948



Capacitor Start 72-88µF 330V 50/60Hz
 Ø 46x99 mm; with screw M8, cable L=210

522800



Capacitor start 88-108 µF 330V 50-60Hz
 Ø 46x99 mm; with screw M8, cable L=210 mm

338399



RFI filter 250V 50/60Hz 16A Ø 38x50 mm
 (0.47 µF) + (680KoHm) + (2x0.01 µF) + (2x1mH); screw M8

338358



RFI filter 250V Ø 32x32 mm
 0.47 µF (x2) + 2x0.025 µF(Y2) + 1MoHm; with screw M8

341852



RFI filter 250V 50/60Hz 1.6A/40°C
 0.1 uF(X2) + 2x0.0025 uF(Y2) + 2x0.006 H + 2.2 mOhm; with screw M8

435381



RFI filter 3 phase 250V 50Hz Ø 38x50 mm
 3x(0.25 µF) + 3x(1MoHm) + 3x(2x0.013µF); 5 faston 6,3x0,8 mm; with screw M8

318487




RFI filter 250V 50/60Hz 16A dim Ø 38x50 mm
 (0.47 µF) + (680KoHm) + (2x0.01 µF) + (2x1mH); with screw M8

441549



RFI filter 250V 50/60Hz 7A/40°C Ø 38x53mm
 (X2) 0.47 uF + 0.68 MoHm (Y2)2x0.01 uF+2x1.5 mH



Fuses, Capacitors, RFI Filters



Fuse - fast

342145	Ø 5x20 mm 0.315A 250V 10 Pz
315350	Ø 5x20 mm 0.500A 250V
316857	Ø 5x20 mm 0.8A 250V
312685	Ø 5x20 mm 1A 250V
329599	Ø 5x20 mm 1,25A 250V
611288	Ø 5x20 mm 1.6A 250V
312732	Ø 5x20 mm 2A 250V
435368	Ø 5x20 mm 4A 250V
312817	Ø 5x20 mm 5A 250V
435270	Ø 5x20 mm 6,3A 250V
312831	Ø 5x20 mm 8A 250V
435812	Ø 5x20 mm 10A 250V
414071	Ø 5x20 mm 12A 250V 10 Pz
416026	Ø 5x20 mm 16A 250V

582748

Fuse Ø 5x20 mm 1,6A 250V fast





Fuses, Capacitors, RFI Filters



Fuse - slow

355833	Ø 5x20 mm 0.1A 250V
312025	Ø 5x20 mm 1.25A 250V
435517	Ø 5x20 mm 0.160A 250V
312034	Ø 5x20 mm 0.200A 250V
435516	Ø 5x20 mm 0.250A 250V
435523	Ø 5x20 mm 0.400A 250V
433988	Ø 5x20 mm 0.630A 250V
312599	Ø 5x20 mm 1A 250V
320017	Ø 5x20 mm 2A 250V
320007	Ø 5x20 mm 6.3A 250V
317937	Ø 5x20 mm 10A 250V



Fuse - slow

320026	Ø 6,35x32 mm 6,3A 250V 10Pz
320013	Ø 6,35x32 mm 10A 250V 10Pz
519172	Ø 6,35x32 mm 16A 250V 10Pz

352508



Fuse Ø 10x38 mm 10A 500V fast

518964




Fuse Ø 15x36 mm 63A 250/400V
(10pcs)
250/400V Ø 15mm L 36mm

523454



Fuse holder 1P 32A 690V

459697



Fuse holder 10x38 400V 32A
dim. 85x17x65 mm

700317




Fuse holder for DIN bar - for cable
10 sq.mm

338800



Fuse holder Ø 12 mm 16A - 250V
faston 90° 4,8x0,5 mm
L=44 mm for fuse 5x20 mm



Fuses, Capacitors, RFI Filters

433800



Fuse holder Ø 16 mm 16A 250V
L=56 mm - straight faston 6,3x0,8 mm
- for fuse 5x20 mm

Switches, Push Buttons, Selectors

341807



Green one-pole backlit switch
11x30 mm; 0-1
16(4)A 230V - Tmax 120°C - faston
6,35x0,8 mm

312324



Black bipolar switch 22x30 mm; 0-1
16(4)A 230V - Tmax 120°C - faston
6,35x0,8 mm

341771



Green double-pole backlit switch
22x30 mm; 0-1
16(4)A 230V - Tmax 120°C - faston
6,35x0,8 mm

415724




Green double-pole backlit switch
22x30 mm; 0-1
16(4)A 250V Tmax 120°C - faston
6,35x0,8 mm - with splash cover

315432



Green double-pole backlit switch
22x30 mm; IP65
16A 230V Tmax 120°C - faston
6,35x0,8 mm - waterproof

415728



Orange double-pole backlit switch
22x30 mm; 0-1
16(4)A 250V Tmax 120°C - faston
6,35x0,8 mm - with splash cover

435088



White double-pole backlit switch
22x30 mm; 0-1
16(6)A 250V - Tmax 120°C - faston
6,35x0,8 mm

343636



White double-pole backlit switch
22x30 mm
16(4)A 250V - Tmax 120°C - faston
6,35x0,8 mm

341776



Momentary push switch red backlit
22x30 mm
16(4)A 250V - Tmax 120°C - faston
6,35x0,8 mm

415726




Momentary push switch red backlit
22x30 mm
16A 250V - Tmax 120°C - faston
6,35x0,8 mm - with switch cover

415727



Green double-pole backlit switch
22x30 mm
16A 250V - Tmax 120°C - faston
6,35x0,8 mm - with switch cover and
fan serigraphy -

420600



Protecting cover for button 22x30 mm

353389



White momentary push backlit
switch 25x25 mm
capacity 16A 220V - connection
6,35x0,8 mm

410122



Green double-pole backlit switch
25x25 mm; 0-1
16(6)A 250V - Tmax 120°C



Switches, Push Buttons, Selectors

410042

White double-pole backlit switch
25x25 mm; I-II
16(6)A 250V - T max 120°C



532958

White double-pole backlit switch
25x25 mm; %HUM I-II
16(6)A 250V - T max 120°C



422186

Contact block



510501

Axis L=6x6x105 mm for switch



519960

Axis L=6x6x250 mm for switch



410151

Auxiliary contact NO



200230

Auxiliary contact NO



700309

Auxiliary contact NO



533539

Auxiliary contact NO
dim. 36x23x10 mm



426346

Auxiliary contact NO
690V



313879

Auxiliary contact NC
max 690V



319750

Auxiliary contacts block for
emergency pushbutton 319515
2 auxiliary contacts NC + 1 auxiliary
contact NO



435241

Red push-button Ø 16 mm
3(1)A 250V Tmax 125°C



541208

Push button Ø 22 mm - green
Unstable not bright



433998

Green push button Ø 22 mm
1 auxiliary contact NC 10(6)A 400V



413125

Green push switch green backlit Ø
22 mm





Switches, Push Buttons, Selectors

533538



White push button Ø 22 mm - without contacts
10(6)A 400V

433999



Red push button Ø 22 mm
1 contact NC 10(6)A 400V

418066



White push button Ø 22 mm
1 contact NO 10(6)A 400V

413280



Green push button Ø 22 mm
2 cont. aux NO

334950



Start button Ø 22 mm black
1 aux NO

364261



White push button Ø 22 mm - without contacts
with metal flange

435065



Black push button Ø 22 mm - with contact 1 aux NO
10(6)A 400V; with metal flange

435361



Momentary push switch green Ø 25 mm
16(6)A 250V - terminals 6,35x0,8 mm

338905



Momentary push switch black Ø 25 mm - (flash)
16(6)A 250V Tmax 120°C

435302



Momentary push switch black Ø 25 mm
16(6)A 250V Tmax 120°C

429835



Momentary push switch red Ø 25 mm
2NO; 16(4)A 250V; faston 6,3 mm

536099



Momentary push switch black Ø 25 mm
16A 250V - with cover

435417



Cover for push button Ø 25 mm

418061



Emergency push button dima Ø 40 mm
manual reset, 2 contacts NC; dim. 67x67x54 mm; Htot. 95 mm

332763




Emergency push button dima Ø 22mm - mushroom Ø 40 mm
automatic reset, 1 contact NC

319515



Emergency push button dima Ø 25 mm - mushroom Ø 40 mm
automatic reset, without contacts with yellow marker




Switches, Push Buttons, Selectors

418201



Emergency push button dima Ø 25 mm - mushroom Ø 40 mm
automatic reset, 1 contact NC

416692



Emergency push button dima Ø 22mm - mushroom Ø 40xh20 mm
manual reset, structure in heavy duty chromed metal 1 auxiliary contact NC 10A 240V

364241



Emergency push button cut out Ø 22mm - mushroom Ø 40xh20 mm
manual reset, structure in heavy duty chromed metal; with metal flange

318489



Emergency push button Ø 40 mm
manual reset

335107



Emergency push button cut out Ø 30 mm

413154



Emergency push button Ø 22 mm
manual reset

335513



Start button black Ø 22mm - mushroom head Ø 40 mm
1 auxiliary contact NO

430022



Switch 400V 50/60Hz 15A

311514



START/STOP elliptical backlit switch Ø 22 mm
with pilot lamp 24V 15mA, 1 contact NO + 1 contact NC

435348



Double-pole switch 16A 250V - ROLD
Tmax 150°C - serie CM

435350



Double-pole switch 16A 250V - ROLD
Tmax 150°C

342765



Bipolar backlit green switch - ROLD

413617



Black rotary switch Ø 22 mm - 2 pos. 0-1 fixed
NO; AC- 230/400/500V; 6/4/2 A; DC - 24/110/220V; 3/0, 8/0, 3A

413887



Rotary switch Ø 22 mm


413916	12V
437835	240V

416720



Green rotary switch Ø 22 mm - 2 pos. 0-1 with led 240V
fixed - 2 auxiliary contacts NO + 1 auxiliary contact led

Green rotary switch Ø 22 mm - 2 pos. 0-1 with led 240V
V-position - 2 auxiliary contacts NO + 1 auxiliary contact led



Switches, Push Buttons, Selectors

414046



Black rotary switch Ø 22 mm - 3 pos. 1-0-2
2 auxiliary contacts NO + 2 auxiliary contacts NC

413407



Black rotary switch Ø 22 mm - 3 pos. 1-0-2 fixed
4 auxiliary contacts NO

413616



Black rotary switch Ø 22 mm - 3 pos. 1-0-2 fixed
2 auxiliary contacts NO

413267



Black rotary switch Ø 22 mm - 3 pos. 1-0-2 unstable
2 auxiliary contacts NO

425448



Black rotary switch Ø 22 mm - 3 pos. 1-0-2 fixed
10(6)A 400V



Rotary switch Ø 22 mm

200228 2 pos. 0-1

200233 2 pos. 0-1

311971



Black rotary knob Ø 22 mm - 2 pos. 0-1 fixed
without auxiliary contacts

200232



Black rotary knob Ø 22 mm - 3 pos. 1-0-2 fixed
without auxiliary contacts

312796



Black rotary knob Ø 22 mm - 3 pos. 1-0-2 unstable
without auxiliary contacts

410025



Illuminated rotary knob Ø 22 mm - 2 pos. 0-1 fixed
without auxiliary contacts

436200



Switch-disconnector 3P 8 kW 50Hz - 80A
4 poles for cables 1,5÷25 mm²

613525



Knob ON-OFF
dima 22 mm - dim 65x65 mm - black- for 0L0362/0L0363/0L2066

415651



One-pole switch 11x30 mm; 0-1
16(4)A 250V - Tmax 120°C - faston 6,35x0,8 mm

367479



Unipolar switch 11x30 mm; I - II
16A 250V - Tmax 120°C - faston 6,35x0,8 mm

Lamps and Lamp Holders



Lamp BA9S

417954 2W 24V

342132 2W 30V

432653 2,6W 130V

426364



Lamp 2W 230V E14 L=28 mm



Lamps and Lamp Holders

320256

Lamp 5-7W 220/260V BA15D (5 pcs)
 Ø 16 mm - L=35 mm



Oven lamps E14

320258	10W 240V Tmax 300°C
427658	15W 240V Tmax 300°C
435360	25W 240V Tmax 300°C



614362

Lamp 40W 230V E14
 for refrigeration and ovens; Tmax
 300°C



Halogen lamp

428784	10W - 12V Standard Tmax 300°C
610847	10W - 12V Special Tmax 300°C
310621	20W - 12V Tmax 300°C



Halogen lamp G9

200305	25W - 230V Tmax 300°C
311520	40W - 230V Tmax 300°C



341781

Halogen lamp 40W 230V E14
 L=79 mm; Tmax 300°C



**Tubular halogen
 dimmable lamp**

300138	120W 230V L=120 mm
311424	200W 230V L=120 mm
320049	300W 230V L=120 mm
322479	350W 230V L=190 mm



Pilot lamp Ø 6 mm

450024	24V Cable L= 200 mm
316070	230V Cable L= 200 mm
335522	400V Cable L= 200 mm
317264	24V Cable L= 200 mm
316067	230V Cable L= 200 mm
352598	230V Cable L= 200 mm



Pilot lamp


317060	Ø 6 mm 230V
347116	Ø 6 mm 230V fluo



**Pilot lamp L=59 mm -
 without lamp cap**

340412	Ø 6 mm 230V
340409	Ø 6 mm 230V fluo





Lamps and Lamp Holders



Pilot lamp

340403	Ø 9 mm 240V
340420	Ø 9 mm 240V
352646	Ø 9 mm 400V



Pilot lamp self-locking

316981	Ø 10 mm 240V Tmax 120°
316575	Ø 10 mm 240V Tmax 120°
317555	Ø 10 mm 400V Tmax 120°
310132	Ø 10 mm 400V Tmax 120°
610374	Ø 10 mm 240V Tmax 120°



Pilot lamp

340395	Ø 10 mm 230V
431118	Ø 10 mm 230V
340430	Ø 10 mm 230V
341770	Ø 10 mm 400V

431011

White pilot lamp Ø 10 mm 230V
with locking nut



353555

Green pilot lamp led 5V Ø 9,5x30 mm
cables L=170/200 mm



Pilot lamp Ø 6 mm L=30 mm

319152	230V Cable L=250 mm
353385	230V Cable L=250 mm
340422	230V Cable L=250 mm



Pilot lamp

417968	Ø 12 mm 230V
317261	Ø 12 mm 230V
316970	Ø 12 mm 230V
374306	Ø 12 mm 230V
316954	Ø 12 mm 400V
425270	Ø 12 mm 400V
311815	Ø 12 mm 400V



Pilot lamp Ø 13 mm

420996	240V L=60 Tmax 150°C
435511	240V L=60 Tmax 150°C
340398	24V L=60 Tmax 150°C
340400	24V L=60 Tmax 150°C
435510	240V L=60 Tmax 150°C
435113	240V L=60 Tmax 150°C



Lamps and Lamp Holders



Pilot lamp Ø 14 mm - squared lens

340416	400V L=59 mm
340415	400V L=59 mm
340413	400V L=59 mm



Pilot lamp

424999	Ø 16 mm 230V
424681	Ø 16 mm 230V

413268



Pilot lamp Ø 16 mm 250V - green
L=24 mm



Pilot lamp Ø 20 mm 230V - square lens

427518	230V L=54
425577	230V L=54



Pilot lamp Ø 22 mm

425415	230V Tmax 160°C
425679	230V Tmax 160°C
427194	400V Tmax 160°C
427193	400V Tmax 160°C

414094



Green pilot lamp Ø 22 mm, lens Ø 29 mm
complete with lamp

363137



Green lens Ø 22 mm, cover Ø 29 mm
with contact-block

355988



Red pilot lamp Ø 22 mm, lens Ø 29 mm
complete with lamp

363134



Red lens Ø 22 mm, cover Ø 29 mm
with contact-block

312295



Yellow signal lamp Ø 22 mm, lens Ø 29 mm
complete with lamp

363130




Yellow lens Ø 22 mm, cover Ø 29 mm
with contact-block



Pilot lamp

200237	230V F6,3
200235	230V F6,3 fluo
200236	400V F6,3 fluo



Lamps and Lamp Holders



Pilot lamp Ø 9 mm

426607	12V L=55 mm
340417	24V L=55 mm
340396	240V L=55 mm fluo
319362	240V L=55 mm
427157	400-440V L=55 mm fluo



Lens Ø 6 mm

340411	L=10 mm
355599	L=10 mm
318084	L=10 mm



Self locking lamp cap Ø 10 mm

347447	L=35 mm
316395	L=35 mm
317191	L=35 mm
347386	L=35 mm



Lens

310332	Ø 10 mm
200240	Ø 10 mm
200239	Ø 10 mm
200238	Ø 10 mm



Lens Ø 13 mm - self locking

426335	L=22 mm
340429	L=22 mm



Lens Ø 13 mm

355834	L=22 mm
355810	L=22 mm



Lens Ø 13 mm L=22 mm

340418	L=22 mm
340428	L=22 mm
340407	L=22 mm
338639	L=22 mm

429622



Lamp holder for halogne lamp G4 20W 12V

319246



Lamp holder round Ø 35 mm - E14 15W 230V
faston 180° 6,3 mm - Tmax 300°C

352656



Lamp holder round Ø 35 mm - E14 25W 230V
faston 90° 6,3 mm; Tmax. 300°C

320239



Lamp holder Ø 35 mm threaded glass



Lamp holder Ø 35 mm + plug

532361	cable L= 350 mm
433987	cable L= 2400 mm
433753	cable L= 3500 mm

319280



Lamp holder Ø 35 mm - G9 snap-in glass cover

347136



Lamp holder round complete Ø 35 mm - E14 25W 230V
faston 90° 6,3 mm - Tmax 300°C - with lamp 25W



Lamps and Lamp Holders

317381

Round lamp holder Ø 48 mm E14
with glass - Tmax 270°



311527

Round lamp holder Ø 65 mm G9
40W 250V
cpl. with glass, without lamp - Tmax
300°C - faston connection 6,3 mm -
for pizza Oven



441878

Lamp holder Ø 65 mm - E14 40W
250V
with glass, lamp 40W and gasket;
Tmax 300°C



341707

Round lamp holder Ø 65 mm E14
40W 250V
cpl. with glass, without lamp - Tmax
300°C - faston connection 6,3 mm -
for pizza Oven



312475

Lamp holder 80x37 mm G4
with glass, for lamp 5W 12V - cable
L=800 mm with faston 6,3 mm



427682

Oven light 77x50 mm - E14 40W
240V
with lamp 40W; Tmax 300°C




352482

Lamp holder 75x60 mm - G4 20W
12V
Cable L=700 mm, special low
pressure lamp



435385

Lamp holder set 75x60 mm
(without lamp)
framework, glass and gasket included;
for lamp conn. E14 max 30W 240V;
faston 6,3x8 mm; centre distance
70x55 mm



410196

Lamp holder set 110x65 mm with
lamp 25W 240V E14)
framework, glass and gasket included;
for lamp conn. E14 max 30W 240V;
faston 6,3x8 mm



377156

Lamp holder complet 87x70 mm -
E14 25W 230V



320335

Lamp holder
dim 87x108 mm, G4 with faston and
cables, without glass - SCC line
61-202 Dal 04/04



485046

Lamp holder
C/CPC 61-202 Dal 05/93



420489

Lamp holder 102x37x20 mm




435545

Lens Ø 44x3,3 mm



320364

Lens Ø 51 mm



351596

Lens with washer Ø 79 mm





Lamps and Lamp Holders

427696

Lens 110x65x4 mm
Tmax 500°C



410161

Gasket for oven lamp
in silicone rubber; ext./int.Ø 74/38x23 mm



200015

Protecting cover for push-button Ø
23 mm



Microswitches


435262

Snap action microswitch 16A 250V
T125°C
thread M10x1, H=14 mm




426752

Snap action microswitch 16A 250V
T 125°C
fitting M12x10 mm, H=17 mm



342250

Snap action microswitch 12(6)A
250V T85



347033

Snap action microswitch 2P 16A
400V
dim. 39x13 mm



Snap action microswitch
with lever

363588 L=5x28 mm

435424 L=5x60 mm

340392 L=7x43 mm

328677 L=4x51 mm

415712 L=5x50 mm

305837

Snap action microswitch with roller
16A 250V
leverage L=25 mm; 1 contact NO, 1
contact NC



518645

Snap action microswitch with roller
5A 250V L=25mm



336812

Snap action microswitch with roller
5A 250V IP40



341818

Snap action microswitch with roller
16A 250V
fitting M12x15 mm



435229

Snap action microswitch for door
1A 250V
dim. 26x12 mm, faston 2,8x0,5 mm





Microswitches

435148



**Snap action microswitch for door
250V 65W**
dim. 22,5x12x27 mm, 2 contacts

348925



**Snap action microswitch for door
5A 250V**
dim. 27x25 mm, 3 contacts faston 4,8 mm



Limit switch with wheel

414008	6A 240V
435132	10A 230V

363586



Limit switch with button 240V 10A

350835



**Limit switch with button 1NC/1NO
3A 400V**
dim. 92x40x35 mm; kind of protection IP67

436259



Limit switch L=2100 mm
cable L=2100 mm - probe Ø 12x44 mm

435203



**Magnetic microswitch Ø 6x30 mm
fino a SN..729**
NO contact 250V 10VA; cable L=460 mm

435373



Magnetic microswitch B091 Ø 6x30 mm
NC contact 175V 10W; cable L=1400 mm

349638



**Magnetic microswitch Ø 6x30 mm
da SN 730..**
contact NO 250V 50W; cable L=290 mm

435219



Magnetic microswitch
NO contact 250V 50VA 0,04A - rast 5

349386



**Magnetic microswitch E511 with
plug**
cable L=290 mm

435376



Magnetic microswitch E591-1U
NO contact 230V 3A 60W; cable L=1700 mm; dim. 36x26,2x13 mm

435374



Magnetic microswitch E591 PU
NC contact 230V 3A 60W; cable L=2000 mm; dim. 36x26,2x13 mm

311752



Magnetic microswitch with support

411214




Magnetic microswitch 6A 250V
cable L=1500 mm

441145



Magnetic microswitch 23x16x18 mm
mod. M375 AZ



Microswitches

438337

Magnet 63x18 mm
with nut \varnothing 2,9x9,5 mm



434975

Floating level switch \varnothing 18x52 mm
cable L=1000 mm; thread M16



Terminal Boards

312061

1-pole steatite terminal board
for cable max 4 sq.mm; capacity
41A/450V; dim. 20x11xh18 mm



435420

2-pole steatite terminal board
for cable max 10 sq.mm; capacity
57A/450V; dim. 26x22xh18 mm



312059

3-pole steatite terminal board
for cable max 10 sq.mm; capacity
57A/450V; dim. 40x22xh18 mm




439516

4-pole steatite terminal board
for cable max 10 sq.mm; capacity
76A/450V; dim. 40x30h23 mm



336554

Terminal board 3-poles 6 mmq
capacity 450V 40A; Tmin-max
-5/+150°C; faston 6,3x0.8 mm



337148

4 poles terminal board 64x31 mm
450V 20A Tmax85°C



317384

**4-poles terminal board 6 sq.mm no
bypass installed**
capacity 450V 40A; Tmin-max
-5/+150°C; faston 6,3x0.8 mm



439223

**Terminal board 6-poles 6 mmq no
bypass installed**
capacity 450V 40A; Tmin-max
-5/+150°C; faston 6,3x0,8 mm



439982

**Terminal board 6-poles cable
sq.mm 6 with bypass installed**
capacity 450V 40A; Tmin-max
-5/+150°C; faston 6,3x0,8 mm




311455

7 poles terminal board
450V; faston connection 6,3x0,8 mm



433863

Terminal board 8-poles
L=68,3 mm



319090

**Terminal board 14 poles 2,5 mmq -
400V**
175x37 mm



440895

Terminal board KADO 1/7
63A 500V; dim. box 145x145 mm



413856

Terminal board
DIN bar 202x35 mm






Terminal Boards

433974



5-poles terminal board 6 mmq
for cable max 10 mmq; capacity
750V/65A; -30+100°C

440221



Terminal board 4 poles 35 mmq

439423




Terminal board 5 poles 6 mmq with
fuse holder

439566




Terminal board 5 poles 10 mmq

517208




Terminal board 5 poles 16 mmq
with fuse holder

438970



Terminal board 5 poles 16 mmq

440356



Terminal board 5 poles 35 sq.mm
with 2 fuse housings

319827



Connector 4 way

319836



Connector 8 way

200032



Connector M 8 way

Electric Hot Plates



Electric hot plate

347450 Ø 180 mm
2000W
230V

432330 Ø 220 mm
2600W
230V

432471 Ø 220 mm
2600W
400V

347430



Infrared hot plate Ø 200 mm -
1800W 230V
dim. 200x200x30 mm - cable L=1060
mm

432489




Infrared hot plate Ø 230 mm -
2100W 230V



Infrared hot plate

435439 Ø 300 mm
3400W - 230V
with brackets

374957 Ø 300 mm
3400W - 230V
without brackets



Electric Hot Plates



Electric hot plat square

432071	220x220 mm 2000W 400V
432270	300x300 mm 3000W 230V
427475	300x300 mm 3000W 400V
432335	300x300 mm 4000W 230V
432320	300x300 mm 4000W 400V

Pumps

364019



Drain pump 25W 230/240V 0,2A 50Hz
suction Ø 30 mm, outlet Ø 22 mm

533992



Drain pump 34W 220/240V 50Hz
mod. M230 - CL.F; suction Ø 35 mm, outlet Ø 30 mm; locking screws included - connection Rast 5

352254



Drain pump 100W 230V 50Hz
suction Ø 30 mm, outlet Ø 22 mm

315306




Drain pump 100W 220V 50Hz
suction Ø 30 mm, outlet Ø 23 mm

315374




Drain pump 30W 220/240V 50Hz
suction Ø 30 mm, outlet Ø 24 mm - faston 6,3x0,8 mm

349056




Drain pump 30W 220/240V 50Hz
suction Ø 30 mm, outlet Ø 24 mm - faston connection 6,3x0,8 mm

325532



Drain pump 32W 200-240V 50/60Hz 0,45A
suction Ø 35 mm, outlet Ø 30 mm - connection Rast 5; top support

613524



Drain pump 32W 200-240V 50/60Hz 0,45A
suction Ø 35 mm, outlet Ø 30 mm - connection Rast 5; support on side

376705



Drain pump 38W 200/240V 50/60Hz
suction Ø 30 mm, outlet Ø 24 mm - connection Rast 5

700005



Drain pump 38W 200-400V 50/50Hz
suction Ø 30 mm, outlet Ø 24 mm - connection Rast 5



Pumps

320206



Drain pump 38W 200-240V 50/60Hz
suction Ø 30 mm, outlet 24 mm -
connection Rast 5 - SCC line 61-202
from 04/04

516067



**Drain pump 60/62W 200-240V
50/60Hz**
suction Øext 24 mm, output Øext 24
mm - connection Rast 5 - for
CareControl SCC 61-102 As of
09/2008

513151



Drain pump 100W 230V 50Hz
suction Ø 30 mm, outlet Ø 24 mm

315417



**Drain pump 22W 200-240V 50Hz
[KIT]**
inlet Ø 30 mm, outlet Ø 22 mm

364017



Drain pump 25W 220/240V 50Hz
suction Ø 30 mm, outlet Ø 22 mm

414174



Drain pump 90W 230V 50Hz
suction Ø 25 mm, outlet Ø 23 mm

356480



Vibration pump 16W 230/240V 50Hz
faston terminals 6,3x0,8 mm - suction
Ø 5 mm, outlet Ø 6,6 mm

318040



**Vibration pump 16W 230/240V 50Hz
[KIT]**
faston terminals 6,3x0,8 mm - suction
Ø 5 mm; outlet 1/8"

356478



Vibration pump 22W 230V 50Hz
F class; faston terminals 6,3x0,8 mm -
suction Ø 6,6 mm, outlet Ø 6,6 mm;
with plastic support

318263



**Vibration pump 28W 230V 50/60Hz
[KIT]**
faston terminals 6,3x0,8 mm - suction
Ø 6,5 mm; outlet Ø 8 mm; with piping
and connections

318771



**Vibration pump 32W 220-240V 50Hz
[KIT]**
F class - faston terminals 6,3x0,8 mm
- suction Ø 7,75 mm; outlet 1/8"; with
plastic support

316653



**Vibration pump 32W 220-240V 50Hz
[KIT]**
F class - faston terminals 6,3x0,8 mm
- suction Ø 7,75 mm; outlet 1/8"

313919



**Vibration pump 38-54W 208/240V
50/60Hz [without support]**
F class - faston terminals 6,3x0,8 mm
- suction Ø 7,75 mm; outlet 1/8";
fitting set G1/8" 180° and rubber
holder Ø 6 mm

536390



**Vibration pump 38-54W 208/240V
50/60Hz [KIT]**
F class - faston terminals 6,3x0,8 mm
- suction Ø 7,75 mm; outlet 1/8";
rubber covers and support flange

352307




Vibration pump 47W 220-240V 50Hz
F class - faston terminals 6,3x0,8 mm
- suction Ø 7 mm; outlet 1/8"

351580



**Vibration pump 47W 220-240V 50Hz
[Kit]**
F class - faston terminals 6,3x0,8 mm
- suction Ø 7 mm, outlet 1/8"; with
support flange



Pumps

377767



Vibration pump 70W 220-240V 60Hz
F class - faston terminals 6,3x0,8 mm
- suction Ø 6 mm; outlet Ø 6 mm; with safety thermostat

321556



Kit conversione CleanJet
Linea CPC, 61-102

436347



Detergent feeding hose (blue + red)
- KIT

319274



Protection cap

Pressure Switches

336752



Pressure switch holder flange

312203



Pressure switch 0÷60 mbar 0,7÷4,9 VDC
Pmax 200 mbar



Pressure Switches



Pressure switch 1 level

316092	30/12 mm 16A 250V Tmax 85°C
305962	35/17 mm 16A 250V Tmax 85°C
337190	40/20 mm 16A 250V Tmax 85°C
355083	45/22 mm 16A 250V Tmax 85°C
315823	46/26 mm 16A 250V Tmax 85°C
337838	50/30 mbar 16A 250V Tmax 85°C
337146	55/20 mm 16A 250V Tmax 85°C
303254	55/30 mm 16A 250V Tmax 85°C
339692	55/35 mm 16A 250V Tmax 85°C
315938	60/20 mm 16A 250V Tmax 85°C
312107	70/40 mm 16A 250V Tmax 85°C
352540	76/38 mm 16A 250V Tmax 85°C
511933	90/35 mm 16A 250V Tmax 85°C
316211	131/58 mm 16A 250V Tmax 85°C
312108	180/70 mm 16A 250V Tmax 85°C
312093	190/80 mbar 16A 250V Tmax 85°C
352538	250/40 mm 16A 250V Tmax 85°C

328860



Pressure switch 1 levels 40/15



Pressure Switches



Pressure switch 1 level

- 343747** 55/22 mm
16A 250V
Tmax 85°C

- 343919** 105/60 mm
16A 250V
Tmax 85°C

- 343993** 160/80 mm
16A 250V
Tmax 85°C

- 413178** 240/130 mm
16A 250V
Tmax 85°C

- 343916** 310/180 mm
16A 250V
Tmax 85°C



Pressure switch 1 level


- 435295** 60/20-110 mm
16A 250V
Tmax 85°C

- 435352** 110/55 mm
16A 250V
Tmax 85°C

- 435220** 250/130-390 mm
16A 250V
Tmax 85°C

- 436556** 320/200 mm
16A 250V
Tmax 85°C

338181



**Pressure switch 1 level APS Pa
80/60 horizontal**
1,5A 250V for pipe Ø 6 mm On.P=0,8
mbar/Reset.P=0,6 mbar

338194



**Pressure switch 1 level APS Pa
150/120 horizontal**
1,5A 250V for pipe Ø 6 mm On.P=1,5
mbar/Reset.P=1,2 mbar



Pressure switch 2 levels

- 435069** 40/15-55/35 mm
16A 250V
Tmax 85°C

- 435273** 40/15-55/35 mm
16A 250V
Tmax 85°C

- 348972** 110/80-60/20 mm
16A 250V
Tmax 85°C

- 349306** 110/80-60/20 mm
16A 250V
Tmax 85°C

- 435072** 110/80-60/20 mm
16A 250V
Tmax 85°C

- 435346** 165/135-110/55 mm
16A 250V
Tmax 85°C

581989



Pressure switch 3 levels
50/30-50/30-145/80 mbar from 2013
contacts capacity 16A 250V; Tmax
85°C

312137




Pressure switch 3 levels
50/30-50/30-160/80 mbar till 2012
contacts capacity 16A 250V; Tmax
85°C

434965



Water pressure switch R 1/8"
0,2÷6,0 bar
delta P.reg. 0,2 bar



Pressure Switches



**Water pressure switch
500÷300 mbar**

616310	500÷300 mbar G1/4" Pmax 15 bar
311165	500÷350 mbar G 1/8" Pmax 15 bar



**Gas adjustable pressure
switch**

337978	5-20 mbar G 1/4" Pmax 500 mbar
338204	10-50 mbar G 1/4" Pmax 500 mbar

435180



Pressure switch 1/4" - 0,3-0,8 bar
contact capacity 250V 5A

435236



**Air pressure switch 0,44-0,80 mbar
(compatible)**
pressure test point connection Ø 6,4 mm; Pmax 10 mbar

Heating Elements

415182



Heating cable 21W 230V Ø 6x2500 mm
with faston 6,3 mm, for drain pipe

414997



Heating cable 21W 230V Ø 6x3000 mm
with faston 7 mm

435243



Heating cable 42W 230V Ø 4,5x6200 mm
with faston 7 mm and spade connector 1,5 mm



Infrared Heating element

347594	650W 230V
346883	400W 230V
414935	1000W 230V

Thermostats

318814



Thermostat Prodigy F2000 +35/-35°
capillary L=1500 mm; bulb Ø 6x115 mm

438733




Gland nut M12 - Ø 6,25 mm

432288



Connection for thermostat H=12 mm
dim. 29x21x12 mm



Transformers



Transformer

435285 P=3VA
230/12V
50/60Hz

410166 P=6VA
230/12V
50/60Hz

301639



Transformer 230V-24V 400VA

438161



**Trasformer for lighting 230V
50/60Hz
11,5V 4A**

Fans

515138



**Compact fan 80x80x25 mm - 3W
12V DC for PCB**
with cable L=120 mm - pre insulated
faston 2,8 mm - ball bearing

435500



**Compact fan 80x80x25 mm -
14÷16W 230V 50/60Hz**
with cable L=290 mm; 2500 rpm;
sleeve bearing

439196



**Compact fan 80x80x38 mm - 10W
220-240V 50-60Hz**
cable L=320 mm; 2700 rpm; ball
bearing

377768



**Compact fan 120x120x38 mm - 6W
12V DC**
with cable L=1500 mm - ball bearing

435542



**Compact fan 120x120x38 mm - 15W
230V 50/60Hz**
with cable L=300 mm - 2600 rpm; ball
bearing

429741



**Compact fan 127x127x38 mm -
15/17W 230V 50/60Hz**
with cable L=1500 mm - pre insulated
faston 2,8 mm - ball bearing

320468



**Compact fan 127x127x38 mm - 21W
12V DC for PCB**
with cable L=350 mm and rast5
connector

435411



**Tangential fan Ø 45x120 mm; 17W
230V 50Hz**
air flow 80 qm/h, 2250 rpm; DX motor

435086



**Tangential fan Ø 45x300 mm; 32W
230V 50Hz**
air flow 200 mc/h, 2100 rpm, Tmax
60°C; motor SX

435265



**Tangential fan Ø 60x180 mm; 32W
230V 50Hz**
air flow rate 165 mc/h - 1800 rpm;
Tmax 60°C; motor SX; faston



Fans

338533

Tangential fan Ø 60x300 mm; 40W
230V 50Hz
terminals 6,3 mm; for Refrigerators



429682

Tangential fan Ø 60x300 mm;
230-240V 50Hz
connection faston




436303

Aerator kit



324378

Aerator



322731

Aerator



Drain components

348067

Drain plate Ø 1" H=25 mm
overflow pipe hole Ø 30,5 mm



348036

Drain plate Ø 1" 1/2 H=46 mm
overflow pipe hole Ø 40.3 mm ,
chromium-plated brass



348107

Drain plate Ø 1" 1/2 H=46 mm
overflow pipe hole Ø 36 mm,
chromium-plated brass



348245

Drain plate with junction Ø 1"1/2
H=60 mm
overflow pipe hole Ø 50 mm, plastic
body



348152

Drain plate Ø 1" 1/2 x 29,5h mm
overflow pipe housing Ø 40.3 mm,
complete with washer and gasket;
chromium-plated brass



531940

Drain plate 1/2" H=21 mm
hole for overflow pipe Ø 12 mm,
gasket and ring nut



348125

Drain plate Ø 2" H=31,5 mm
overflow pipe hole Ø 50 mm,
complete with washer and gasket;
chromium-plated brass



348068

Drain plate Ø 2" H=50 mm
overflow pipe hole Ø 42 mm,
chromium-plated brass





Drain components

441880

Drain plate Ø 2"
plastic body



348045

Drain pipe 2" L=92 mm



348034

Lock nut 1"



415766

Lock nut Øint 36 mm
CH 46 mm H=8 mm



441218

Ring nut for drain plate Ø 45 mm



441319

Ring nut



441318

Rubber holder for hose Ø 24,5
connection Ø 36,30xh6,5



453507

Drain plate Ø 1"1/2 H=43 mm
overflow pipe hole Ø 40 mm,
complete with washer and gasket;
chromium-plated brass



411224

Plastic syphon Ø 1"1/2



347921

Brass syphon Ø 1"1/2
Ø 40 mm - L=270 mm - H=150÷200
mm



348005

Brass syphon Ø 2"
Ø 50 mm - L=270 mm - H=175÷220
mm



344282

Plastic syphon Ø 2"




318772

Plastic syphon double drain Ø 1"
1/2



525490

Plastic syphon with double drain Ø
2"



348020

Overflow pipe Ø 24x30x110 mm



338703

Overflow pipe Ø 30x210 mm in
plastic





Drain components

613764



Overflow pipe Ø 36/40x355 mm
INOX

348362



Overflow pipe Ø 40x270 mm in AISI
304
for drain plate Ø 1"1/2

348100



Overflow pipe Ø 40x270 mm
chromium-plated brass

348355



Overflow pipe Ø 40x300 mm
for drain plate Ø 1"1/2

544635



Overflow pipe Ø 40x345 mm
new RT from SN 020, with O-ring

440674



Overflow pipe Ø 40x440 mm

347918



Overflow pipe Ø 50x250 mm with
filter
chromium-plated brass, for drain plate
Ø 2"

348008



Overflow pipe Ø 50x275 mm with
filter
chromium-plated brass for drain Ø 2"

524320



Overflow pipe Ø 50x280 mm in AISI
304
for drain Ø 2"

348204



Overflow pipe Ø 50x295 mm
chromium-plated brass for drain Ø 2"

348039



Overflow pipe Ø 50x330 mm

Dispensers and Peristaltic pump

340176



Coil for rinse aid dispenser 339699
230V 50Hz Øint 12 mm

410373



Suction filter in inox for hose Ø 4x6
mm

337385



Inlet filter for rinse aid dispenser
S3000

316195



Filter with ballast



Dispensers and Peristaltic pump

337007

Filter with nonreturn valve Ø 17 mm
connection for pipe Ø 4x5



363581

Silicone diaphragm for aid dispenser



337167

Silicone diaphragm for aid dispenser
mod. S1000/2000/2001



700409

Silicone diaphragm for aid dispenser
mod. S3000



302017

Pipe fitting 90° M10x20 mm plastic
[KIT 5 pcs]
for hose Ø 4x6 mm



200258

Pipe fitting 90° for hose Ø 4x6 mm



315858

Pipe fitting 90° for hose Ø 4x6 mm



610867

Pipe fitting T with O-ring



610864

Pipe fitting 90° M10x22 mm inox
thread Ltot=22 mm, per tubo Ø 4x6 mm



700422

Pipe fitting for DIB serie - 180° for
hose Ø 4x6 mm



200262

Pipe fitting 180° for hose Ø 4x6 mm
for N6



410374

Pipe fitting 1/8 with nut
thread Ø 9,3 mm



700421

Pipe fitting for DIB serie - 90° for
hose Ø 4x6 mm



310655

Pipe fitting 90° M10x30 mm inox
[KIT 3 pcs]
for hose Ø 4x6 mm



438249

Pipe fitting 90° M10 mm inox
thread L=12 mm; for hose Ø 4x6 mm



311413

Pipe fitting 90° M12 mm inox
for hose Ø 4x6 mm





Dispensers and Peristaltic pump

350925



Rubber holder for hydraulic dispenser CH19 Htot 38 mm
Brass, for pipe Ø 8 mm

700331



Suction pipe device, level probe+hose PVC Ø 8x12 included

410181



Hose for rinse aid pump sekobrill
L=175 mm - rubber holder Ø 4x6 mm

700413



Hose for detergent pump thermoplastic
L=175 mm - rubber holder Ø 5x8 mm

410180



Hose for detergent pump Santoprene Ø 6,25x10,55 mm
L=180 mm - rubber holder Ø 4x6 mm

316014



Hose for detergent pump Santoprene
Ø 6,2x10,2 mm - L=180 mm - rubber holder Ø 6x8 mm

350920



Hose for rinse aid pump sekobrill
Ø 6,2x10,2 mm - L=180 mm - rubber holder Ø 6x8 mm

700414



Hose for detergent pump thermoplastic
L=180 mm - in thermoplastic - rubber holder Ø 4x6 mm

379919



Hose for rinse aid pump sekobrill
Ø 3x7,4 mm - L=180 mm - rubber holder Øext 6,5 mm

700410



Inlet silicone valve for hydraulic pump
mod. S1000/2000/3000

410378



Nonreturn valve 1/8" for hose Ø 4x6 mm

365098



Non return valve

700330



Chemical dispenser system for laundry machine (1 liquid)
capacity 18 lt/h 230V 50Hz - dosing time from 1 to 5 min

315270



External detergent peristaltic pump TWIN 20
Detergent pump: 6 l/h, Rinse aid dispenser: 1 l/h 3 bar, 24/115/230 Vac

315273



External detergent peristaltic pump TWIN 35LL
Detergent pump: 7,5 l/h, Rinse aid dispenser: 1 l/h 3 bar, 24/115/230 Vac

315268



External detergent peristaltic pump TWIN 10
Detergent pump: 4 l/h, Rinse aid dispenser: 1 l/h 3 bar, 24/115/230 Vac



Dispensers and Peristaltic pump

337398



Rinse aid hydraulic dispenser adj. capacity 0÷6,6 cc
type 1000P; pump fitting M12x1 for hose Ø 11 mm; IN Ø 4x6 mm - OUT M10x1 for hose CU Ø 4x1 mm

700439



Rinse aid hydraulic dispenser adj. capacity 0÷6,6 cc
type 1000R; pump fitting M12x1; IN Ø 4x6 mm - OUT M10x1 for hose Ø 8 mm

700408



Rinse aid hydraulic dispenser adj. capacity 0÷6,6 cc
type 1000R; pump fitting M12x1; IN - OUT for hose Ø 4x6 mm

700429



Rinse aid hydraulic dispenser adj. capacity 0÷6,6 cc
type 2000P; pump fitting M12x1; IN Ø 4x6 mm - OUT M10x1 for hose 8 mm

337346



Rinse aid hydraulic dispenser adj. capacity 0÷3,6 cc
type 3000; IN Ø 6x8 mm / OUT Ø 8x10 mm; Pmin 0,5 bar - with filter

315324



Rinse aid hydraulic dispenser
IN Ø 6x8 mm - OUT Ø 4x6 mm

315729



Rinse aid hydraulic dispenser
IN Ø 6x8 mm - OUT Ø 6x8 mm

700430



Rinse aid hydraulic dispenser adj. capacity 1÷3 cc.
mod. DIB-3E; connection SV-Boiler - IN 180° and OUT 90° for hose Ø 4x6 mm

315816



Rinse aid hydraulic dispenser adj. capacity 1÷3 cc.
mod. DIB-3E; connection SV-Boiler - IN 180° and OUT 90° for hose Ø 4x6 mm

315819



Rinse aid hydraulic dispenser adj. capacity 1÷5 cc.
mod. DIB-5E; connection SV-Boiler - IN 90° and OUT 180° for hose Ø 4x6 mm

361240



Rinse aid hydraulic dispenser adj. capacity 1÷5 cc.
mod. DIB-5E; connection SV-Boiler - IN 180° and OUT 180° for hose Ø 4x6 mm

700420



Rinse aid hydraulic dispenser adj. capacity 1÷5 cc
mod. DIB-5P; connection washer pump Ø 10 mm - IN and OUT 180° for hose Ø 4x6 mm

700428



Rinse aid hydraulic dispenser
IN Ø 4x6 mm - OUT Ø 4x6 mm

315793



Rinse aid hydraulic dispenser
IN Ø 8x12 mm - OUT Ø 4x6 mm - x mod. FC3-FC4-GF70-GF90

352991



Rinse aid hydraulic dispenser - 2 ways
IN Ø 4x6 mm - OUT Ø 8x10 mm

352992



Rinse aid hydraulic dispenser - 3 ways
IN Ø 4x6 mm - OUT Ø 8x10 mm - inlet fitting Ø 10 mm



Dispensers and Peristaltic pump

518733




Rinse aid hydraulic dispenser [KIT]
adjust. capacity 0÷4 cm³; min. pressure 0,5 bar; polyethylene pipe fittings Ø ext. 6 mm; hose Ø 4x6x2000 mm

700419



Rinse aid hydraulic dispenser N6
Pmin 0,5 bar, IN 90° Ø 4x6 mm / OUT 90° Ø 4x6 mm

352961



Rinse aid hydraulic dispenser N6
Pmin 0,5 bar, IN 90° Ø 4x6 mm / OUT 90° Ø 6x8 mm plast.

431057




Rinse aid hydraulic dispenser N6
Pmin 0,5 bar, IN 90° Ø 4x6 mm / OUT 180° Ø 4x6 mm

417741



Rinse aid hydraulic dispenser N6
Pmin 0,5 bar, IN 180° Ø 4x6 mm / OUT 180° Ø 4x6 mm

352922




Rinse aid hydraulic dispenser N6
Pmin 0,5 bar, IN 180° Ø 4x6 mm / OUT Ø 6x8 mm inox

700440



Rinse aid peristaltic pump electronic adj. time-pause
mod. G82B; max capacity 0,6 lt/h; 230V 50Hz; silicone hose Ø 4x8,6 mm

700412



Rinse aid peristaltic pump electronic adj. time-pause
mod. G302; max capacity 0,7 lt/h; 230V 50Hz; silicone hose Ø 4x8,6 mm

379913



Rinse aid peristaltic pump fixed capacity
fixed flow rate 1,25 L/h; 0,5 bar; 24V 3,5W; hose in sekobrill with rubber holder Ø ext. 6,5 mm

610863



Rinse aid peristaltic pump fixed capacity (internal use)
mod. NPG-0,4; fixed flow rate 0,4 L/h; 3 bar; 230V 50/60Hz; cable L=200 mm; hose in sekobrill; installation kit included

583247



Rinse aid peristaltic pump fixed capacity
mod. NPG-0,4; fixed flow rate 0,4 L/h; 3 bar; without rubber holder, conical nut; 8W 230V 50Hz; cable L=200 mm; hose in sekobrill

610869



Rinse aid peristaltic pump adj. capacity (internal use)
mod. NBR-0,4; flow rate adj 0,4 lt/h 3bar; 230V 50Hz; with cable 200 mm; installation kit included

351676



Rinse aid peristaltic pump fixed capacity for FX model
mod NPG 1.5, fixed flow rate 1,5 L/h; 0,1 bar; 230V 8W 50/60Hz; hose in sekobrill with rubber holder Ø 6,5 mm

610871



Rinse aid peristaltic pump w/speed adj. (external use)
mod. PR-1; flow rate adj. from 0,15÷1 lt/h press. 3 bar; 230V 50Hz; protection IP65; cable L=1200 mm; Hose in sekobrill; installation kit included

325646



Rinse aid peristaltic pump fixed capacity
mod. NPG-0,4; fixed flow rate 0,4 L/h; 3 bar; without rubber holder, conical nut; 8W 230V 50Hz; cable L=200 mm; hose in sekobrill

351675




Detergent peristaltic pump fixed capacity for FX model
fixed flow rate 1,5 L/h; 0,1 bar; 230V 8W 50/60Hz; hose in Santoprene with rubber holder Ø 6,5 mm



Dispensers and Peristaltic pump

379914



Detergent peristaltic pump fixed capacity
fixed flow rate 7 L/h; 0,1 bar; 24V 3,5W; hose in Santoprene

700442



Detergent peristaltic pump fixed capacity (internal use)
mod. G200; fixed flow rate 2 L/h; 0,1 bar; 230V 50Hz

337062




Detergent peristaltic pump electronic adj. time-pause
mod. G202; max capacity 2,0 lt/h; 230V 50Hz; hose Ø 5x8 mm

700441



Detergent peristaltic pump electronic adj. time-pause
mod. G252; max capacity 2,3 lt/h; 230V 50Hz; hose Ø 5x8 mm

700411



Rinse aid peristaltic pump electronic adj. time-pause
mod. G300; max capacity 3,0 lt/h; 230V 50Hz; hose Ø 5x8 mm

610862



Detergent peristaltic pump fixed capacity (internal use)
mod. PG-3; fixed flow rate 3 L/h; 0,1 bar; 230V 50Hz cable L=200 mm; hose in Santoprene; installation kit included

610868



Detergent peristaltic pump adj. capacity (internal use)
mod. NBR-3; flow rate adj. 0,3÷3 lt/h 0,1 bar; 230V 50Hz; cable L=200 mm; installation kit included

700438



Detergent peristaltic pump adjust. capacity (internal use)
connection 90° - mod. NBR-3; flow rate adj. 0,3÷3 lt/h 0,1 bar; 230V 50Hz; cable L=200 mm; installation kit included

700431



Detergent peristaltic pump adj. capacity (internal use)
mod. PBR-3; flow rate adj. 0,3÷3 lt/h 0,1 bar; 230V 50Hz; cable L=200 mm; installation kit included

610870



Detergent peristaltic pump w/speed adj. (external use)
mod. PR-4; flow rate from 0,6÷4 lt/h press. 0,1 bar; 230V 50Hz; protection IP65; hose in Santoprene; installation kit included;

700433



Detergent peristaltic pump w/speed adj. (external use)
mod. PR-7; flow rate from 1÷7 lt/h press. 0,1 bar; 230V 50Hz; protection IP65; hose in Santoprene with rubber holder Ø 5x8 mm; cable L=2700 mm; installation kit included

700434



Detergent peristaltic pump w/speed adj. (external use)
mod. PR-7; flow rate from 1÷7 lt/h press. 0,1 bar; 230V 50Hz; protection IP65; hose in Santoprene with rubber holder Ø 6,2x10,2 mm for hose clamp; cable L=2700; installation kit included

700435



Detergent peristaltic pump w/conductivity probe
mod. PA-6; flow rate 6 lt/h press. 0,1 bar; 230V 50Hz; protection IP65; hose in Santoprene; installation kit included;

459770



PUR transparent hose Ø 6x8x2000 mm

700418



Rubber holder M10x1 for hose Ø 8x12 mm - D type

700416



Rubber holder M10x1 - outlet Ø 4x6 mm - brass



Dispensers and Peristaltic pump

700417




Rubber holder M12x1 with O-ring

700415



Rubber holder for hose Ø 4x6 mm with nut

Solenoid Valves and Reducers



Solenoid valve 90° - 1 way

435437	Ø 10,5 mm 220/240V -
342846	Ø 10,5 mm 220/240V out 0,5L/min
342764	Ø 10,5 mm 220/240V out 1,2L/min
533004	Ø 10,5 mm 220/240V in 4L/min
342833	Ø 10,5 mm 220/240V out 0,8L/min
315701	Ø 10,5 mm 220/240V in 6,7L/min
435112	Ø 10,5 mm 220/240V in 10L/min
315696	Ø 10,5 mm 220/240V in 14L/min
350660	Ø 10,5 mm 220/240V in 16L/min
374962	Ø 10,5 mm 220/240V in 20L/min
349150	Ø 14 mm 24V -
349160	Ø 14 mm 220/240V in 20L/min
435073	Ø 14 mm 220/240V in 20L/min


435074



Solenoid valve 90° - 1 way -
220/240V 50/60Hz - Ø 14 mm
with fastons; inlet Ø 3/4" with filter;
Tmax 90°C



Solenoid Valves and Reducers



Solenoid valve 90° - 2 ways

529331	Ø 10,5 mm 24V -
322380	Ø 10,5 mm 220/240V out 0,25L/min
528246	Ø 10,5 mm 220/240V -
342392	Ø 10,5 mm 220/240V out 0,5x0,5L/min
532459	Ø 10,5 mm 220/240V out 0,5x0,8L/min
435406	Ø 10,5 mm 220/240V out 0,8L/min
342839	Ø 10,5 mm 220/240V out 0,8x0,8L/min
435371	Ø 10,5 mm 220/240V out 0,8x5,5L/min
342837	Ø 10,5 mm 220/240V out 1,2x1,2L/min
435392	Ø 10,5 mm 220/240V out 5,5x0,6L/min
427356	Ø 10,5 mm 220/240V in 8 out 1,2 L/min
411797	Ø 10,5 mm 220/240V in 20 out 5,5 L/min
435476	Ø 10,5 mm 220/240V out 2,5L/min
350690	Ø 10,5 mm 220/240V in 6,7L/min
200271	Ø 14 mm 220/240V -
435353	Ø 14 mm 220/240V in 10L/min
377554	Ø 10,5 mm 220/240V

323423



Solenoid valve 90° - 2 ways - 220/240V 50/60Hz - Ø 10,5 mm
with fastons; inlet Ø 3/4" with filter and inlet pressure reducer 10 lt/min; Tmax 90°C - (RPE)



Solenoid Valves and Reducers

427775



Solenoid valve - 2 way - 5W 230V 50Hz
Coil 230V 50Hz; connection Ø 6 mm



Solenoid valve 90° - 3 ways

411808 Ø 10,5 mm
24V

312259 Ø 10,5 mm
220/240V

411795 Ø 10,5 mm
220/240V
out 0,25x0,8L/min

411807 Ø 10,5 mm
220/240V
in 20 out 5,5x2L/min

312395 Ø 14 mm
220/240V

435347 Ø 14 mm
220/240V
in 20 out 0,5L/min

582028



Solenoid valve 90° - 3 ways - 220/240V 50/60Hz - Ø 14 mm
with fastons; inlet Ø 3/4" with filter and inlet reducer 14 lt/min

324762



Solenoid valve - 3 ways - 220/240V 50/60Hz Ø 14 mm
with fastons; inlet Ø 3/4" with filter and inlet reducer 14 lt/min; Tmax 90°C


376126



Solenoid valve 180° - 1 way - 230V 50/60Hz - Ø 10,5 mm
with fastons; inlet Ø 3/4" with filter and inlet reducer 5lt/min; Tmax 90° C (RPE)



Solenoid Valves and Reducers



Solenoid valve 180° - 1 way

435409	Ø 10,5 mm 220/240V -
435522	Ø 10,5 mm 220/240V out 0,8L/min
200107	Ø 10,5 mm 220/240V out 2L/min
348027	Ø 10,5 mm 220/240V out 2,5L/min
315708	Ø 10,5 mm 220/240V in 5,5L/min
316165	Ø 10,5 mm 220/240V in 10L/min
316170	Ø 10,5 mm 220/240V in 15L/min
367751	Ø 10,5 mm 220/240V out 1,2L/min
367751	Ø 10,5 mm 220/240V out 1,2L/min
411813	Ø 10,5 mm 24V -
432364	Ø 14 mm 24V -
200270	Ø 14 mm 220/240V -
315218	Ø 14 mm 220/240V in 14L/min


355743



Solenoid valve 180° - 1 way - 220/240V 50/60Hz - Ø 10,5 mm
with fastons; inlet Ø 3/4" with filter;
outlet reducer 0,25 lt/min; Tmax 90°C



Solenoid Valves and Reducers



Solenoid valve 180° - 2 ways

200124	Ø 10,5 mm 220/240V -
346040	Ø 10,5 mm 220/240V out 2L/min
352495	Ø 10,5 mm 220/240V in 17L/min out 0,5L/r
411793	Ø 10,5 mm 220/240V out 5L/min
315767	Ø 10,5 mm 220/240V in 10L/min
435314	Ø 10,5 mm 220/240V in 12 out 0,25L/min
370735	Ø 10,5 mm 220/240V out 2L/min
370735	Ø 10,5 mm 220/240V out 2,0L/min
346194	Ø 10,5 mm 220/240V -
346194	Ø 10,5 mm 220/240V -
348026	Ø 10,5 mm 220/240V out 0,25L/min
348026	Ø 10,5 mm 220/240V out 0,25L/min
312332	Ø 10,5 mm 220/240V out 0,32-0,42L/min
349298	Ø 14 mm 24V -
312141	Ø 14 mm 220/240V -

582712



Solenoid valve 180° - 2 way - 220/240V 50/60Hz - Ø 10,5 mm
with fastons; inlet Ø 3/4" with filter; 1 x outlet reducer 0,25 lt/min; Tmax 90°C

355736



Solenoid valve 180° - 2 ways - 220/240V 50/60Hz - Ø 10,5 mm
with fastons; inlet Ø 3/4" with filter; 2 x outlet reducer 0,25 lt/min; Tmax 90°C

355735



Solenoid valve 180° - 2 ways - 220/240V 50/60Hz - Ø 10,5 mm
with fastons; inlet Ø 3/4" with filter; Tmax 90°C; with 1 outlet pressure reducer of 2,0 lt/min and 1 reducer of 5,0 lt/min



Solenoid Valves and Reducers

370733




Solenoid valve 180° - 2 ways - 220/240V 50/60Hz - Ø 10,5 mm with fastons; inlet Ø 3/4" with filter; outlet reducer 5,0 lt/min; Tmax 90°C

312332



Solenoid valve 180° - 2 ways - 230V 50/60Hz - Ø 10,5 mm with fastons; inlet Ø 3/4" with filter and inlet reducer 10 lt/min; outlet reducer 0,4 lt/min; Tmax 90°C



Solenoid valve 180° - 3 ways

- 200121** Ø 10,5 mm
220/240V
-
- 435189** Ø 10,5 mm
220/240V
out 0,25-2,5L/min
- 339703** Ø 10,5 mm
220/240V
out 0,5L/min
- 432564** Ø 10,5 mm
220/240V
in 5,5 out 0,25-0,8L/l
- 411814** Ø 10,5 mm
220/240V
in 12 out 5L/min
- 312143** Ø 14 mm
220/240V
-

311269



Solenoid valve 180° - 1 way - 220/240V 50/60Hz - Ø 10 mm with fastons; inlet Ø 3/4" with filter and inlet reducer 10 lt/min. - (RPE)

311270



Solenoid valve 180° - 1 way - 230V 50/60Hz JG inlet/outlet Ø 6 mm; T=60°C; cables L=280 mm

311841



Solenoid valve 180° - 1 way - 220/240V 50/60Hz - Ø 8 mm JG coil at 30°; with outlet pressure reducer

422115



Solenoid valve 180° - 2 way - 220/240V 50/60Hz - Ø 10,5 mm with fastons; inlet Ø 3/4" with filter and inlet reducer 0,25 lt/min; Tmax 90°C - (RPE)

315486



Solenoid valve 180° - 2 way - 220/240V 50/60Hz - Ø 10,5 mm with fastons; inlet Ø 3/4" with filter and inlet reducer 10 lt/min; Tmax 90°C - (RPE)

315483



Solenoid valve 180° - 2 way - 220/240V 50/60Hz - Ø 10 mm inlet Ø 3/4" with filter and inlet reducer 10 lt/min; only one coil - (RPE)

422359



Solenoid valve 180° - 2 way - 220/240V 50/60Hz - Ø 10 mm with fastons; inlet Ø 3/4"; inlet Ø 3/4" with filter and inlet reducer 10 lt/min; outlet reducer 0,1 lt/min and 0,25 lt/min; only one coil - (RPE)


422287



Solenoid valve 180° - 3 ways - 230V 50Hz - Ø 10,5 mm with fastons; inlet Ø 3/4"; only two coils - (RPE)



Solenoid Valves and Reducers



Solenoid valve 90° - 1 way

- 532921** Ø 10,5 mm
220/240V
in 12L/min

- 200133** Ø 14 mm
220/240V
-

- 436129** Ø 14 mm
220/240V
in 5,5L/min

- 435218** Ø 14 mm
220/240V
in 10L/min

- 349307** Ø 14 mm
220/240V
in 20L/min

- 349151** Ø 14 mm
220/240V
in 16L/min

- 349158** Ø 14 mm
220/240V
in 5,5L/min




Solenoid valve 90° - 2 ways

- 316120** Ø 10,5 mm
220/240V
50/60Hz

- 349397** Ø 14 mm
220/240V
50/60Hz

520539



Solenoid valve 90° - 2 ways - 220/240V 50/60Hz - Ø 14 mm
rast 5; connector; inlet Ø 3/4" with filter; Tmax 90°C




Solenoid valve 90° - 3 ways

- 316126** Ø 10,5 mm
220/240V
50/60Hz

- 440495** Ø 14 mm
220/240V
50/60Hz

320138




Solenoid valve 180° - 1 way - 220/240V 50/60Hz - Ø 10,5 mm
rast 5; inlet Ø 3/4" with filter inlet reducer 17 lt/min; Tmax 90°C

520028



Solenoid valve 180° - 1 way - 220/240V 50/60Hz - Ø 10,5 mm
rast 5 connector; inlet Ø 3/4" with filter and inlet reducer 10 lt/min; Tmax 90°C


316563



Solenoid valve 180° - 1 way - 220/240V 50/60Hz - Ø 10,5 mm
rast 5; inlet Ø 3/4" with filter and inlet reducer 4 lt/min; Tmax 90°C



Solenoid Valves and Reducers



Solenoid valve 180° - 1 way

- 327029** Ø 14 mm
220/240V
in 5L/min

- 322043** Ø 10,5 mm
220/240V
in 10,5L/min

- 322021** Ø 10,5 mm
220/240V
in 10L/min

- 316119** Ø 10,5 mm
220/240V
-

- 319534** Ø 10,5 mm
220/240V
out 25lt/min

- 316889** Ø 10,5 mm
220/240V
out 0,5L/min

- 200265** Ø 14 mm
220/240V
-


- 613616** Ø 14 mm
220/240V
in 5L/min

- 533521** Ø 14 mm
220/240V
in 5,5L/min

- 533522** Ø 14 mm
220/240V
in 10L/min


- 533519** Ø 14 mm
220/240V
in 20L/min

301678




Solenoid valve 180° - 1 way - 24V 50/60Hz - Ø 14 mm
rast 5; inlet Ø 3/4" with filter and inlet reducer 20 L/min; Tmax 90°C

518345



Solenoid valve 180° - 2 ways - 220/240V 50/60Hz - Ø 10,5 mm
rast 5; inlet Ø 3/4" with filter and inlet reducer 17 lt/min; Tmax 90°C


321550



Solenoid valve 180° - 2 ways - 220/240V 50/60Hz - Ø 10,5 mm
rast 5; inlet Ø 3/4" with filter and inlet reducer 10 lt/min; Tmax 90°C




Solenoid Valves and Reducers



Solenoid valve 180° - 2 ways

315263	Ø 10,5 mm 220/240V -
320192	Ø 10,5 mm 220/240V -
320192	Ø 10,5 mm 220/240V out 10L/min
316125	Ø 10,5 mm 220/240V -
319425	Ø 14 mm 220/240V -
328380	Ø 14 mm 220/240V in 10L/min
435217	Ø 14 mm 220/240V in 20L/min



Solenoid valve 180° - 3 ways

535899	Ø 10,5 mm 220/240V -
536355	Ø 10,5 mm 220/240V out 2,5L/min
536355	Ø 10,5 mm 220/240V out 1,2x2,5L/min
328365	Ø 14 mm 220/240V -
328842	Ø 14 mm 220/240V out 5,5L/min
319427	Ø 14 mm 220/240V out 5,5L/min
327000	Ø 14 mm 220/240V in 8 out 5,5L/min
327835	Ø 14 mm 220/240V in 10L/min
327738	Ø 14 mm 220/240V in 14 out 0,25L/min
324985	Ø 14 mm 220/240V in 20 out 5,5L/min

517915



Solenoid valve 180° - 3 ways - 220/240V 50/60Hz - Ø 10,5 mm
rast 5; inlet Ø 3/4" with filter and inlet reducer 10 lt/min; outlet 1 with reducer 5 lt/min; Tmax 90°C

581892



Solenoid valve 180° - 3 ways - 220/240V 50/60Hz - Ø 14 mm
rast 5; inlet Ø 3/4" with filter and inlet reducer 20 lt/min; outlet reducer 5,5 lt/min; Tmax 90°C



Solenoid brass valve L140 - NC

350489	G1/2" 24V 50/60Hz L=41 mm -10°/+90°C
352592	G1/2" 230V 50/60Hz L=41 mm -10°/+90°C



Solenoid Valves and Reducers



**Solenoid brass valve
L182 - NC**

613808 G3/8"
24V 50/60hz
L=60 mm
-10°/+90°C

532482 G3/8"
200V 50/60hz
L=60 mm
-10°/+90°C

349269 G1/2"
24V 50/60Hz
L=66 mm
-10°/+90°C

410235 G1"
24V 50/60Hz
L=105 mm
-10°/+90°C

350479 G3/4"
24V 50/60Hz
L=79 mm
-10°/+90°C

350536 G3/4"
230V 50/60Hz
L=79 mm
-10°/+90°C

445983 G1"
230V 50/60Hz
L=105 mm
-10°/+90°C

349272 G1/2"
230V 50/60Hz
L=66 mm
-10°/+90°C

349162



**Solenoid brass valve L182 - NC -
G3/4" - 230V 50/60Hz**

L=79 mm; Pres 0,35 ÷ 16 bar; orifice
Ø 18 mm; with nipple MF L=27,5 mm;
NC coil 4W 230V 50Hz

532485



**Solenoid valve L182 - NC -
G3/8"-220-230V 50Hz 208-240V/60Hz**
L=60 mm, in INOX - omologata
UL/CSA



Coil for valve

360093 Z610A
220/240V
L140

360083 Z610A
24V
L140

360094 ZB10A
220/240V
L182

436362



**Solenoid brass valve 2/2 - NC -
G1/2" - 220/230V 50/60Hz**
body L=66 mm, coil 8W; membrane
NBR -10/+90°C; DN13; 0,2-16,0 bar

436342



**Solenoid brass valve 2/2 - NC -
G3/4" - 220/230V 50/60Hz**
body L=104 mm, coil 8W; DN19;
0,2-16,0 bar; gasket NBR -10/+90°C



Solenoid Valves and Reducers

427398



Solenoid brass valve 21H7KV120 - NC - 3/8" - 230V - 50Hz
L=50,5 mm

323217



Solenoid brass valve 6213- 2/2 NC - G1/2" - 24V 50Hz
orifice Ø 13 mm

328920



Solenoid brass valve 6213 - G3/4" - 8W 230V 50Hz
PN=0-10bar

459135



Solenoid brass valve G1/2" 24V 50Hz 8W
L=58 mm; Pmax. 10bar

459003



Solenoid brass valve G1/2" 24V 50-60Hz 8W
L=66 mm; Pmax. 16bar

329563



Solenoid brass valve G1/2" FF - 9W 230V 50Hz
L=81 mm

329393



Solenoid brass valve EV220 - NC - G1"1/4 - 9W 230V 50Hz
L=120 mm, DN32, -30/+140°C

435426



Solenoid valve 588 - NC - G1/2" - 230V 50/60Hz
brass body L=61 mm

436325



Solenoid brass valve 180° 2 ways - 3/4" FF - 220V 50Hz

324402



Solenoid nickel-plated brass valve NC - G3/4" - 230V 50Hz
body L=100 mm; sealing seat in stainless steel; delta Pres 1±10 bar; NC coil 18VA 230V 50Hz



Brass solenoid valve L145 - NC

350554 G1/2"
24V 50/60Hz
L=66 mm
+60°/+170°C

350547 G3/4"
24V 50/60Hz
L=79 mm
+60°/+170°C

350545 G1"
24V 50/60Hz
L=105 mm
+60°/+170°C



Brass solenoid valve L153 - NC

436181 G3/4"
24V 50/60Hz
L=79 mm
-10°/+140°C

435996 G3/4"
230V 50/60Hz
L=79 mm
-10°/+140°C


350556 G1/2"
24V 50/60Hz
L=66 mm
-10°/+140°C

536461



Solenoid valve L621- NC - G1/2"-G1/4"-230V 50/60Hz
coil 230V 50Hz 14,5VA; dim. 70x35x30 mm

312627



Coil SIRAI 14 VA 230V 50Hz class H
for vanne 536461



Solenoid Valves and Reducers

323393




Solenoid brass valve EV225B - NC - G1/2" - 230V 50Hz
L=62 mm; for steam and hot water

327386




Solenoid brass valve G3/4" 208-240V 50/60hz

417369



Solenoid brass valve EV220B 1/2"
L=51 mm - coil 230V 50Hz 9W mod. 042N7501; Tmax 100°C

417394



Solenoid brass valve EV220B 1/2"
L=60 mm - coil 220V/50-60Hz - 240V/60Hz

417611



Solenoid brass valve EV220 - NC - G1/2" - 230V 50Hz
L=58 mm - coil 230V 50Hz 9W; Pmin 0,3 bar, Pmax 10 bar; dim. 58x54x383 mm

616634



Mounting for Solenoid valve 55x27 mm



Inlet pressure reducer

434660	4,0 lt/min Elbi
434655	5,0 lt/min Elbi
310829	5,5 lt/min Elbi
434658	6,7 lt/min Elbi
438974	8,0 lt/min Elbi
200131	10 lt/min Elbi
315697	12 lt/min Elbi
200272	14 lt/min Elbi
310862	16 lt/min Elbi
200132	20 lt/min Elbi



Inlet pressure reducer

316271	5 lt/min Inv
200122	5,5 lt/min Inv
316258	6,5 lt/min Inv
316262	8 lt/min Inv
200264	10 lt/min Inv
200126	12 lt/min Inv
700466	14 lt/min Inv
700465	15 lt/min Inv
316270	17 lt/min Inv

582628



Inlet pressure reducer 10 lt/min [white-RPE]



Flow control

442169	Ø 1,8 mm Ø 11x30 mm
440983	Ø 2,0 mm Ø 11x15 mm
439362	Ø 0,5 mm Ø 12x9 mm
440367	Ø 0,6 mm Ø 12x9 mm



Solenoid Valves and Reducers



Outlet pressure reducer

312608	0,25 lt/min Elbi
312594	0,5 lt/min Elbi
312596	0,6 lt/min Elbi
312597	0,8 lt/min Elbi
434657	1,2 lt/min Elbi
339536	2,0 lt/min Elbi
434659	2,5 lt/min Elbi
312621	5,5 lt/min Elbi



Outlet pressure reducer

200119	0,25 lt/min Inv
200120	0,5 lt/min Inv
200117	0,8 lt/min Inv
311007	1,2 lt/min Inv
311943	2,0 lt/min Inv
200118	2,5 lt/min Inv
200123	5,0 lt/min Inv

459752



Outlet pressure reducer 1÷1,25 lt/min [white-RPE]

459753



Outlet pressure reducer 1,5÷1,85 lt/min [yellow-RPE]



Outlet pressure reducer

315479	0,1 lt/min RPE
317579	0,25 lt/min RPE
356677	0,4 lt/min RPE
317585	3 lt/min RPE
317584	4,5-6 lt/min RPE

459754



Outlet pressure reducer 7÷10 lt/min [orange-RPE]



Outlet pressure reducer

316289	0,6 lt/min T&P
616641	1,0 lt/min T&P
319400	5,0 lt/min T&P

Filters

359942



Water filter 1/2" L=76.5 mm

438416



Water filter 1/2" plastic body L=110 mm



Filters

433654



Water filter 3/4"
plastic body L=121 mm



Water filter

524056	1/2"
	L=60 mm
441269	3/4"
	L=70 mm

541519



Felt filter 545x273 mm

327047




Felt filter 670x640 mm

325419



Felt Filter 750x520 mm

319410



Felt filter 500x840 mm

327063



Felt filter 640x905 mm

324046



Felt filter 1140x590 mm

Shower units and Water columns

348435



Head shower support - Klarco

348347




Head shower support - RDF

318775



Head shower support

348315



Spring for automatic hose-reel

348314



Fitting 90°

348257



Fitting MG 1/2"
quick-fitting Ø 10 mm

311593



Fitting MINIREEL M1/2"-M3/4"
Ltot=45 mm; O-ring 23x26x1.5 mm
(2pcs)

348313



Gasket Ø 8x15x2 mm



Shower units and Water columns

348472

Gasket Ø 14x23x4 mm
"U" profile



348428

Piston for shower



348437

Curved hose Ø 10x1 mm in
nickel-copper



347730

Water column with swivel spout
H=550 mm
with spigot and swirling spout Ø
18x250 mm; connection 1/2"G;
mounting hole Ø 30÷32 mm



Water column with swivel
spout

541838 H=550 mm

520751 H=700 mm

348452

Hand shower 130 mm
threaded connection 1/2" F



310394

Hand shower 140 mm
connection Ø 12 mm



311290

Hand shower ECO-P black 3/8" F
conic water spout aerator



538781

Hand shower 1/2"M



348259

Hand shower 1/2" F



348248

Spry cup with water spout aerator
fitting Ø 16 mm



347886

Hand shower STAR 1/2"M
dim: 245x90x50 mm



312045

Hand shower MAXI Reel



318744

Hand shower M1/2" - EUROP



547600

Side external spray unit complete
flexible hose L=2500 mm



348348

Hand shower 1/2"M





Shower units and Water columns

348176



Hand shower KIT
hose L=2000 mm conn. FF 1/2" max capacity 4 bar.

348466



Hand shower 3/8" F
L=132 mm - plastic connection

312032



Adjustable Nozzle for water gun NITO1-2
L_{tot}= 69 mm, with adjustable water spout

311811



Hand shower NITO 1

311812



Hand shower NITO 2

614363



Black shower unit Star serie
fitting 3/4"; H=1200 mm; Flexible L=1000

544763



Shower spray unit with one-hole mixer tap with taps heads
fitting Ø 3/4"; connection pipe Ø 1/2" L=350 mm; H=1100 mm; series Klarco

319457



Shower unit with one-hole mixer tap - 1/4 turn head
fitting hole Ø 3/4"; water delivery spout Ø 25x250 mm H=1050 mm; ceramic viton ; flow 25 L/min - Klarco (EUROP-RST)

582042



Shower unit with one-hole mixer tap - 1/4 turn head
fitting hole Ø 30x32 mm; water delivery spout Ø 18x250 mm; ceramic viton; flow 17 L/min - RDF (Top-class)

319449



Shower unit with one-hole mixer tap - 1/4 turn head
fitting hole Ø 3/4"; water delivery spout Ø 20x250 mm H=1070 mm; ceramic viton; flow 17 L/min - Klarco (STYLL)

311951



Shower unit with one-hole mixer tap single-knob
connections Ø 3/4"; water delivery spout L=240 mm H=1030 mm

310503



Shower unit with one-hole mixer tap single-lever
fitting Ø 3/4"; water delivery spout L=275x25 mm



Shower units and Water columns

534225



Shower unit with one-hole mixer tap single-lever
fitting \varnothing 1/2"; water delivery spout L=250 mm H=1200 mm; R.D.F. serie

538786



Shower unit with two-holes mixer tap with taps heads
fitting \varnothing 3/4" - centre distance 155 mm; Klarco serie

348311



Shower unit with two-holes mixer tap with taps heads
inlet-outlet \varnothing 3/4" - centre distance 155 mm; water delivery spout L=250 mm, Klarco serie

318723



Two-holes heavy duty shower unit EUROPE - 1/4 turn head
inlet-outlet \varnothing 1/2" - centre distance 155 mm; water delivery spout L=200 mm, Klarco serie (EUROP-RST)

348542



Shower unit with two-holes mixer tap single-lever
inlet-outlet \varnothing 3/4" - centre distance 155 mm; water delivery spout L=270 mm, Klarco serie

348253



Two-hole mixer tap with shower
inlet-outlet \varnothing 3/4" - centre distance 155 mm; water delivery spout L=250 mm H=1200 mm, R.D.F. serie

348523



Spring for shower unit

347853



Shower pipe \varnothing 20x755 mm
with snap-lock connection M20 \varnothing int 14,5 mm

312070



Shower unit MAXI Reel 10 m - without water-gun
with automatic hose-reel, in INOX 304

312065



Shower unit MAXI Reel 15 m - without water-gun
with automatic hose-reel, in INOX 304

348448



Retractable hose reel spray unit
dim. 241x302x115 mm

436370



Retractable hose reel spray unit feeder hose
 \varnothing 1/2" L=100 cm; max pressure 10 bar - Tmax 110°C



Shower units and Water columns



Rubber water hose for
MAXI Reel


312014 10 mt

312030 15 mt

Level Gauges


440325

Water gauge in glass L=77 mm
Ø 7x10 mm - red line indicating level



354951

Water gauge in glass Ø 10 mm
L=100 mm
Ø 7x10 mm - blu line indicating level



435205

Water gauge in glass L=167 mm
Ø 7x10 mm - red line indicating level



Mixers and Accessories

525457

Water distributor spout Ø 18 mm,
L=200 mm with basement



441879

Pedal-operated water tap Ø 3/8"
dim. 50x30x144 mm



525461

Lever inox for operated water tap
441879



324846

Foot-operated water tap Ø 3/8" with
lever



348449

Lever for tap L=300 mm
connection 10x10 mm - Klarco



316158

Water delivery spout L=220 mm
H=120 mm
connection Ø 1/2"G - thread L=80 mm



348345

Water delivery spout L=270 mm



348220

Water delivery spout L=350 mm
connection Ø 3/4"





Mixers and Accessories

318742

Water delivery spout L=300 mm



348303

Water spout aerator, 3/4" - Klarco



538791

Water spout aerator F22x1 - Klarco



348498

Water spout aerator 3/4" M24x1 - Klarco



348272

Mixing cartridge serie Klarco Ø 40x46 mm
shaft 10x10,5 mm



412560

Mixing cartridge Klarco Ø 47x30 mm
asse 10x10,5 mm



322901

Ceramic tap head right 1/2" 8x20 mm



Tap worm

613575	1/2"
	Klarco
348476	3/4"
	Klarco
348169	1/2"
	RDF
348073	3/4"
	RDF

318747

Ceramic tap head left G3/4" 8x20 - short lever



318745

Ceramic tap head right G3/4" 8x20 - short lever



348128

Elbow operated mixer tap 1-hole - Klarco
water delivery spout Ø 20x320 mm;
connection G1/2"



310083

Elbow operated mixer tap 1-hole - Klarco
water delivery spout Ø 25x225 mm;
connection G1/2"



325132

Elbow operated mixer tap 1-hole - Klarco
pull-out spray L=180 mm; connection G1/2";
flexible L=150 mm F1/2" M3/8"



310085

Elbow operated mixer tap 1-hole - Klarco
water delivery spout Ø 25x275 mm;
connection G1/2"





Mixers and Accessories

348319



Elbow operated mixer tap Ø 3/4"
centre distance 155 mm - water
delivery spout L=270 mm; Klarco serie

348441



Two-hole mixer tap Ø 3/4"
centre distance 155 mm; water
delivery spout L=300 mm

318720



Two-hole mixer tap Ø 3/4" - 1/4 turn
H=80 mm - centre distance 115 mm -
water delivery spout Ø 25x300 mm

323426




**Two holes mixer tap Ø 3/4" - 1/4
turn**
H=50 mm - centre distance 155 mm -
water delivery spout Ø 20x300 mm

538810




**Pedal operated water valve 1/2" -
Klarco**

316140



**Floor-mount double mixing valve
3/8" G**
Klarco

302059



**Floor-mount double mixing valve
3/8"**
Klarco

316599



Photocell mixer tap 230V [KIT]
with lever mixer - with angle valve

459694



**Swivel arm for water tap - fixing
with screws**

322903



Handle K9 VOX red
for tap head 1/2"

322902



Handle K9 VOX blue
for tap head 1/2"

540823



Knob symbol red with tap head 3/4"
with screw M4x12 mm; broach 8x20
mm

540822



**Knob symbol blue with tap head
3/4"**
with screw M4x12 mm; broach 8x20
mm

348249



Black lever for tap L=310 mm
R.D.F. shaft coupling 10x10,5 mm

582283



**Black lever for tap L=310 mm with
cartridge**
R.D.F. shaft coupling 10x10,5 mm

348010



Hand shower 1/2"
dim. 26x32xh45 mm



Mixers and Accessories

347888

Water delivery spout L=250 mm



348055

Water delivery spout Ø 18x200 mm
connection Ø 1/2"M



348200

Water delivery spout Ø 18x250 mm
connection Ø 1/2"M



347846

Hand shower 1/2"



323785

Pipe fitting 1/2"-3/4"
L=55 mm



348378

Water spout aerator 3/4"F - RDF



347887

Mixing cartridge RDF - Ø 42,5x46 mm
shaft 9x9 mm



348119

One-hole mixer tap Ø 1/2" - RDF
flow 3bar - 23L/min; fixing hole Ø 48 mm



318782

Elbow operated mixer tap 1-hole Ø 1/2" - RDF
water delivery spout Ø 22x250 mm;
connection G1/2" - fixing hole Ø 30÷32 mm



534224

Elbow operated mixer tap 1-hole Ø 1/2" - RDF
water delivery spout L=250 mm;
connection G1/2" - fixing hole Ø 30÷32 mm



348254

Elbow operated mixer tap Ø 3/4" - RDF
water delivery spout L=250 mm;
centre distance 155 mm - fixing hole
Ø 22 (1/2")÷27 (3/8") mm



347816

One-hole mixer tap Ø 1/2"
H=177 mm - spout L=126 mm



348099

Elbow operated mixer tap 1-hole Ø 1/2" - RDF
water delivery spout Ø 18x300 mm;
connection G1/2" - fixing hole Ø 30÷32 mm



300140

Water tap with spout Ø 3/4"
water delivery spout Ø 18x200 mm;
connection Ø 27x19 mm



315428

Water tap with spout Ø 3/4"
water delivery spout Ø 18x300 mm;
connection Ø 27x19 mm



348054

Mixer tap
for Boiling pan Juno mod 75** e 77**





Mixers and Accessories

348385



Pedal-operated water tap 1/2" - RDF
IN Ø 1/2" - OUT Ø 3/8"; dim.
200x40x60 mm

347893




Foot-operated mixer tap Ø 1/2" - RDF
water delivery spout L=200 mm and
flexible pipe 1/2" FF included

347729



Floor-mount double mixing valve G 1/2" M
water delivery spout Ø 18 mm L=250
mm fitting 1/2" M; flexible hose 1/2"
FF L=1100 mm

322680



Floor-mount double mixing valve
L_{tot}=233x95 mm - mounting distance
58,5 mm - fixing hole Ø 6,5 mm

347891



Black knob for water tap cold water red symbol
shaft 7x7 mm

347733



Black knob for water tap cold water bleu symbol
shaft 7x7 mm

428159



Knob symbol blue with tap head 3/4"

428402



Knob symbol red with tap head 3/4"

Drain Taps

428183



Drain tap 1" 1/2 F
connection Ø_{int} 47 mm

348153



Drain tap 1" 1/2 F - conical seal
rotating female nut; drain hole Ø 40
mm

348018



Drain tap 1" 1/2 - conical seal
thread external Ø 68x3 mm; internal
hole Ø 50 mm

348202



Drain tap 1" 1/2 F - conical seal
drain Ø 38 mm

347895



Drain tap 1" 1/4 F with safety valve
fixed female connector; drain hole Ø
35 mm

348339



Drain tap 2" TECNO with safety valve - conical seal
rotating female connector

375961



Drain tap 2" F - TECNO with conical seal

310019



Drain tap 2" TECNO - O-ring seal - plastic cover
rotating female connector



Drain Taps

375573

Drain tap 2" F TECNO - O-ring seal rotating female connector



348264

Drain tap 2" F with olandese thread ext Ø 78x3 mm; internal hole Ø 60 mm; drain Ø 45 mm



347889

Cool touch handgrip of 2" drain tap for 310019, 348339, 375573, 375961



540847

Cool touch handgrip 1"1/4 - 1"1/2 drain tap for 347895, 348202



348279

Cool touch handgrip for 2" drain tap for 375955, 348264



318593

Handgrip lock pin w/ seeger ring for 1"1/4-1"1/2 drain tap dim. Ø 5x33,6 mm



318598

Handgrip lock pin with seeger ring for 2" drain tap dim. Ø 6x48 mm



375327

Handgrip lock pin with nut for 1" 1/2 drain tap dim. M5x30 mm



318559

Handgrip lock pin with nut for 2" drain tap dim. M6x50 mm



348350

Rosette 2"



612234

Gasket for drain tap 1"1/4 e 1"1/2



348106

Gasket for drain tap 2" dim. 50x60x2 mm



375147

O-ring 5,34x53,34 mm VITON [Kit 3 pcs] for drain tap 2"



611773

Oil drain valve 90° G 1/2" F



611772

Oil drain valve 90° 3/4" F



347585

Drain tap 3/4" L=83 mm - shaft H=9 mm





Curtains

301574

Curtain assembly 485x130H mm with shaft - in BIO PVBR
for RTM140 / WTM140, RTM165 / WTM165.



318911

Double curtain 520xh420/470 mm - PVC
without shaft




414717

Curtain 525x300 mm
axis Ø 6x580 mm



418071

Curtain 540xh450 mm
with lock flange



435044

Curtain 550xh300 mm
without shaft



414648

Curtain 550xh350 mm
with lock flange



414647

Curtain 545xh445 mm
with lock flange



435045

Curtain 550xh460 mm
without shaft



414718

Double curtain 575xh430/300 mm
axis Ø 6x625 mm



318909

Curtain 578x294 mm - in BIO PVBR (from SN. 929)
without shaft



613773

Double curtain 580xh300 mm - silicon blue
USDA Certified Biobased Product



582439

Double curtain 580xh300 mm - PVC
USDA Certified Biobased Product



435103

Double curtain 580xh480 mm
without shaft



318907

Double curtain 585xh490/490 mm in BIOPVBR (from SN. 929)
without shaft



414716

Curtain 645xh475 mm
with shaft Ø 6x645 mm



419524

Double curtain 650xh300 mm
without axis; for Mod. WT730/760/790 - FT72





Curtains

438683

Double curtain 650xh450 mm
without shaft



418113

Double curtain 800xh600 mm
without axis



613694

Curtain 580xh294 mm - in silicone blue
USDA Certified Biobased Product



613693

Double curtain 585xh490 mm - silicon blue
without shaft; USDA Certified Biobased Product



364861

Double curtain 545xh590 mm - long
without shaft



364860

Double curtain short 620xh445/500 mm - short
without shaft



317924

Double curtain 725xh410/500 mm
without shaft



317925

Double curtain 800xh385/445 mm
without shaft, shaft housing L=720 mm



357738

Double curtain 590xh475/325 mm



357737

Double curtain 620xh245/265 mm



310278

Double curtain 620xh480/325 mm
without shaft



357747

Curtain triple 630xh465 mm
without shaft; exit BTM-NE/2



357746

Triple curtain 630xh535/365/210 mm
without shaft




357736

Curtain triple 690xh420 mm



317414

Double curtain 618xh530 mm
without shaft



376441

Double curtain 750xh480mm
without shaft





Curtains

317411

Double curtain 750xh540/520 mm
without shaft



316718

Double curtain 1100xh550 mm -
light blue
without shaft



511903

Double curtain 700xh355/410 mm




511899

Double curtain 640xh500 mm
pre-wash




440923

Curtain shaft Ø 6x546 mm



519014

Curtain shaft Ø 6x580 mm



354483

Curtain shaft Ø 6x680 mm



315382

Shaft for curtain Ø 8x660 mm INOX



Water conditioning



Water filter for manual
water softner fitting 3/4"

301623	3/4"
301622	3/8"

316135

Clip 5" with wire filter
50 mcrcs (NK111 e NK112)




200129

Filter NL 01 3/8" for water softner



200128

Fitting for water softner inlet Ø
3/8" F outlet Ø 3/4" M



312145

Handle for water softener



410125

Cationic resin pack 25 kg



312910

Refil cartridge Purity 1200 Clean
(blu)
capacity 13000 lt; partial
demineralisation



302025

Refil filter cartridge: PURITY
QUELL ST 1200
capacity 13187 lt; for ovens





Water conditioning

310336



Refil cartridge Purity 1200 Clean Extra (red)
capacity 3100 lt; total demineralisation

325509



Filter system Purity 1200 Steam exchange cartridge
Capacity 9.918 lt with 10 Kh°

200279



Refil filter cartridge PURITY C QUELL ST 150
capacity 2400 lt

302021



Filtration system PURITY C QUELL ST 150
Capacity 2400 lt; Ø 115x421 mm

200283



Refil filter cartridge PURITY C QUELL ST 300
capacity 4000 lt

200284



Refil filter cartridge PURITY C QUELL ST 500
capacity 6800 lt

200281



Filtration system PURITY C QUELL ST 500
capacity 6800 litri; Ø 149x554 mm

459689



Filtering system PURITY 600 Steam with MDU
capacity 5300 lt; max flow rate 500 l/h

200286



Filter system Purity 1200 Clean Extra (red)
capacity 5000 lt; total demineralization, with gauge and filter

200287



Filter system Purity 1200 Clean
capacity 13000 lt; partial demineralization, with filter and gauge

200289



Filtering system PURITY QUELL ST 1200
capacity 13187 lt; for convection Oven

316899



Filter Purity C1000 AC

200278



Head with adjustable by pass 0-70%; fittings M 3/8"
with wall holder and rinse valve

317211



Filter head type PURITY C blend 30% connection 3/8"
with wall holder and rinse valve, fixed by pass 30%

200288



Flow meter with digital 100-700 L for PURITY 1200

200285



Flow meter with digital 10-100 L sensor 3/8" MF; L=90 mm; cable L=1500 mm



Water conditioning

529584



Automatic water softener 8 lt valve AUTOTROL 366
dim. 245x450x440 mm; water connections Ø 3/4" - pressure 1÷8 bar; power supply 230V 50/60Hz; AISI 304 tank 5,6 lt; flow rate at 20°F 1680 l/h

410190



Automatic water softener 8 lt AUTOTROL 255 Logix 740
LOGIX TIMER, 8 lt AISI 304 stainless steel cylinder with 5,6 kg resin; water connection Ø 3/4" temp. 4-50°C; power supply 230V 50/60Hz; regeneration salt 1 kg; dim. 245x480x540 mm

410189



Automatic water softener 12 lt-valve AUTOTROL 255 Logix 740
dim. 320x500x660 mm; water connections Ø 3/4" - pressure 2÷8 bar; power supply 230V 50/60Hz; flow rate at 20°F 2520 l/h; fiber tank 9 lt, salt container 30 kg

515343



Automatic water softener 24 lt valve AUTOTROL 255 Logix 740
dim. 320x500x1120 mm; water connections Ø 3/4" - pressure 2÷8 bar; power supply 230V 50/60Hz; flow rate at 20°F 5.040 l/h; fiberglass tank 17 lt, salt container 50 kg



Manual water softener

- | | |
|---------------|-------------------------------------|
| 535868 | 8 lt
1000 lt/h
Ø 190x400h mm |
| 410068 | 12 lt
1000 lt/h
Ø 190x500h mm |
| 311179 | 16 lt
1000 lt/h
Ø 190x500h mm |
| 545623 | 20 lt
1000 lt/h
Ø 190x900h mm |



Manual water softener

- | | |
|---------------|------------------------|
| 540863 | 8 lt
Ø 190x400h mm |
| 540864 | 12 lt
Ø 190x500h mm |

Hoses

318135




Polyetilene hose Ø 2,5x4,0 mm (sold by meter)

365039



PVC transparent hose Ø 4x6 mm (sold by meter)



PVC cristall hose

- | | |
|---------------|-----------------------|
| 200253 | L=2660 mm
Ø 4x6 mm |
| 410462 | L=4000 mm
Ø 4x6 mm |
| 610865 | L=100 mt
Ø 4x6 mm |



Stiff polyethylene grey hose


- | | |
|---------------|---|
| 316302 | Matassa da 100 mt
Ø 4x6 mm
Tmax 130°C |
| 524153 | L=2660 mm
Ø 4x6 mm
Tmax 130°C |



Hose PE [sold by meter]

- | | |
|---------------|------------------------|
| 436434 | L=2660 mm
Ø 4x6 mm |
| 532483 | L=100 mt
Ø 4x6 mm |
| 312250 | L=1000 mm
Ø 10x7 mm |

610866



Stiff polyethylene hose Ø 4x6 mm [hank 100 mt]
suitable for detergent pump, max pressure 10 bar, working T. -20 +60°C



Hoses

324521




Hose flexible red Ø 4x6 mm (sold by meter)

339721



PVC cristall green hose PVC Ø 4x7 mm [sold by meter]

351711




Hose PE Ø 6x8 mm white (sold by meter)

312186



Hose PE Ø 6x8 mm blue (sold by meter)

350821



Hose PE Ø 6x8 mm green (sold by meter)

350820



Hose PE Ø 6x8 mm yellow (sold by meter)

378316



Hose PE Ø 6x8 mm red (sold by meter)



Flexible pipe F1/2" - M3/8"

302062 L=800 mm
Inox

316145 L=1000 mm
Inox



Shower flexible hose
1/2"MF

348165 L=1050 mm
Inox

348475 L=1200 mm
Inox

538783



Flexible pipe inox 1/2"FF L=1050 mm
double s/steel braid coating



Flexible pipe 1/2"FF

538780 L=1050 mm
Inox

538789 L=1200 mm
Inox

348122



Flexible pipe inox 1/2"FF L=1100 mm
AISI 304

582046



Flexible pipe inox 1/2"FF - L=1100 mm
Inox 18/10 chain link; with thermoplastic cover



Flexible INOX pipe 1/2" FF
L=1000 mm

316151 L=2000 mm
Inox

348040 L=1000 mm
Inox

348258



Flexible pipe EPDM 6x12 mm
MINIReel M3/8" F3/8" 90° L=1600 mm

348247




Flexible pipe INOX 1/2"MF L=2500 mm
plastic covering; straight connection + 90°



Hoses

611953



Flexible pipe INOX Ø 14 mm 1/2\"/>
M10
fast-lock

326866



Flexible hose Ø 60 mm (sold by meter)
thermo-plastic material with internal s. steel reinforcement

416157



Rubber hose Ø 13x23x1000 mm - blue
FDA



EPDM Hose (sold by meter)

200003 Ø 4x7 mm
10 bar
-35÷110°C
WRAS

200005 Ø 5x12 mm
10 bar
-35÷110°C

337176 Ø 8x15 mm
10 bar
-35÷120°C
Atossic

612360 Ø 10x17 mm
10 bar
-35÷110°C
Atossic

200002 Ø 12x19,5 mm
10 bar
-35÷110°C
Atossic

438445 Ø 15x23 mm
6 bar
Tmax 120°



EPDM Hose - blu -(sold by meter)

346280 Ø 10x17 mm
-35°C+110°C
FDA

200004 Ø 11x19 mm
-35°C+110°C
FDA



Hose EPDM (sold by meter)

427311 Ø 22x28 mm
6 bar
-35°C+120°C


700447 Ø 20x30 mm
10 bar
-35°C+120°C

700448 Ø 25x35 mm
10 bar
-35°C+120°C
WRAS

200006 Ø 26x32,5 mm
10 bar
-35°C+120°C
WRAS



Hoses



Hose EPDM (sold by meter)

700449	Ø 28x36 mm 6 bar -35°C÷120°C
427934	Ø 30x38 mm 6 bar -35°C÷120°C
700541	Ø 35x45 mm 6 bar -35°C÷120°C
429261	Ø 38x50 mm 6 bar -35°C÷120°C
700452	Ø 40x50 mm 6 bar -35°C÷120°C
700453	Ø 42x52 mm 6 bar -35°C÷120°C
700454	Ø 45x54 mm 6 bar -35°C÷120°C
700455	Ø 50x60 mm 6 bar -35°C÷120°C
700460	Ø 60x68 mm 6 bar -35°C÷120°C
700457	Ø 65x74 mm 6 bar -35°C÷120°C
700458	Ø 70x81 mm 6 bar -35°C÷120°C
700459	Ø 75x85 mm 6 bar -35°C÷120°C

431656



Hose PE Ø 10x15 mm (sold by mt)
Pmax 10 bar; Tmax 95°C

431575



Hose PE Ø 16x22 mm (sold by mt)
Pmax 10 bar; Tmax 95°C

321168



Silicone hose Ø 3x8 mm L=1000 mm

323054



Silicone hose Ø 5x8x40 mm

200020



Silicone hose Ø 6x10 mm - (sold by meter)



Hoses

519906

Silicone hose Ø 10x17 mm - armored silicone (sold by meter)



526487

Silicone hose Ø 20x26x1000 mm



324188

Feeder hose with armour F 1/2"
L=600 mm



324189

Feeder hose with armour F 1/2"
L=800 mm



324192

Feeder hose with armour F-F 1/2"
L=800 mm



Rubber feeder hose F 3/4"

311261 Ø int/est 14/18
L=650 mm
WRC/WRAS

311262 Ø int/est 14/18
L=1500 mm
WRC/WRAS

324196

Feeder hose with armour F-F 1/2"
L=1000 mm



338225

Rubber feeder hose 3/4" L=1500 mm

straight connections; ring nut in nickel-plated brass Ø 3/4"F; hose Ø 13x19 mm; Pmax 10 bar; Tmax 90°C



524324

Rubber feeder hose 3/4" L=1500 mm
straight connection + 90° plastic connection; ring nut in nickel-plated brass Ø 3/4"F; pipe Ø 13x19 mm; Pmax 10 bar; Tmax 90°C; WRC/WRAS/VDE approved



Rubber feeder hose FF 3/4"

438343 Ø int/est 10/17
L=1500 mm
VDE/WRAS

339959 Ø int/est 13/19
L=1500 mm
VDE/WRAS

438475

Rubber feeder hose 3/4" L=2000 mm
straight connection + 90° connection; ring nut in nickel-plated brass Ø 3/4"F; pipe Ø 10x17 mm; Pmax 15 bar; Tmax 90°C; WRC/WRAS approved



438436

Rubber feeder hose 3/4" L=2100 mm

straight connection 90° plastic connection; plastic ring nut Ø 3/4"F; pipe Ø 13x19 mm; Pmax 10 bar; Tmax 90°C; WRAS/VDE approved



301586

Rubber feeder hose 3/4" L=2000 mm
straight connections; ring nut in nickel-plated brass Ø 3/4"F; hose Ø 13x19 mm; Pmax 10 bar; Tmax 110°C; WRAS approved



Flexible hose inox 3/4" DN 13 WRAS

315882 L=1500 mm

615414 L=2000 mm



Hoses



Flexible hose inox 3/4"
DN 13 WRAS

524407 L=1500 mm

524404 L=2000 mm

339975



Feeder hose with armour 3/4"
L=2500 mm

connections: straight + 90°; 3/4"F Ø ring nut in nickel-plated brass; int. Ø 10 mm; max pressure 25 bar; Tmax 100°C

324814



Feeder hose with armour M 10x1- F 3/8" L=800 mm
with gasket

324815



Feeder hose with armour M 10x1- F 3/8" L=1000 mm
with gasket

315992



Drain pipe PPE Ø 19,5 mm 180°+ Ø 21,5 mm 180° L=2000 mm
muffs Øint/ext 19,5/30 mm and 21,5/30 mm, foldable muff Øext 30,5 mm, pipe Øext 26,5 mm

316108



Drain pipe PPE Ø 21 mm 180°+ Ø 21 mm 180° L=3000 mm
muffs Øint/ext 21/28, pipe Øext 25 mm

438247



Drain pipe PPE Ø 21 mm 180°+ Ø 30 mm M 180° L=2150 mm
muffs Øint/ext 21/28 mm and 30/34 mm, pipe Øext 26,5 mm

700443



Drain pipe PPE Ø 21,5mm 180°+ Ø 21,5mm 180° L=630 mm
muffs Øint/ext 21,5/26 mm, pipe Øext 24 mm, Clean 3

337159



Drain pipe PPE PPE Ø 27 180°+ Ø 21 mm 180° L=2000 mm
muffs Øint/ext 27/34 mm, muffs Øint/ext 21/27 mm; pipe Øext 25 mm

700445



Drain pipe PPE Ø 28 mm 180°+ Ø 24 mm 180° L=1500 mm
muffs Øint/ext 28/33 mm and 24/29 mm, pipe Øext 29,5 mm

315993



Drain pipe PPE Ø 33 mm 180° L=2000 mm
muffs Øint/ext 33/39 mm, pipe Øext 34,5 mm

700446



Pipe for outlet PPE Ø 34 mm 180°+ Ø 28 mm L=3000 mm
muffs Øint/ext 34x40 mm, pipe Øext 35 mm

441795



Drain pipe PPE Ø 35 mm 180°+ Ø 40 mm 180° L=1600 mm
muffs Øint/ext 35/40 e 40/45 mm, pipe Øext 29 mm

700444




Drain pipe PPE Ø 22,5 mm 180°+ Ø 22 mm M 180° L=280 mm
muffs Ø int/ext 22/27,5 mm, pipe Øext 22,5 mm

316114



Drain pipe PPE Ø 30 mm M 180°+ Ø 30 mm M 180° L=330 mm
muffs Øint/ext 30/35 mm, pipe Øext 28,5 mm

315824



Drain pipe PPE Ø 35 mm 180° L=305 mm
muffs Øint/ext 35/39 mm



Hoses

412176



Drain pipe PVC Ø 34 mm M 180°+ Ø 28 mm free L=1000 mm muff Øint 34 mm

412175



Drain pipe PVC Ø 40 mm M 180°+ Ø 35 mm F 180° L=1000 mm muff Øint 40 mm M - muff Øint 35 mm F; Tmax 90°; pipe Ø 35 mm; armored hose, smooth internal surface

412171



Drain pipe PVC Ø 40 mm M 180°+ Ø 35 mm F 180° L=1600 mm muff M Øint 40 mm - muff F Øint 35 mm; Tmax 90°C; armored hose, smooth internal surface

412178



Drain pipe PVC Ø 58 mm F 180°+ Ø 40 mm free L=1000 mm muff Øint 58 mm; pipe Øint 40 mm; Tmax 90°C; armored hose, smooth internal surface

316102



Pipe for outlet PPE Ø 19 mm F 180°+ Ø 22 mm 90° L=3000 mm muff Ø 19/26 mm, muff 90° Ø 22/28 mm, pipe Ø ext 25 mm

327920



Drain pipe PPE Ø 20 mm 180°+ Ø 22 mm 90° L=2600 mm muff 180° Ø 20/24 mm, muff 90° Ø 22/28 mm

315930



Drain pipe PPE Ø 24 mm M 180°+ Ø 29 mm F 90° L=1000 mm muff 180° Øint/ext 24/28 mm, connection 90° Øint/ext 29/34 mm, pipe Øext 29 mm

412173



Drain pipe PVC Ø 18 mm F 180°+ Ø 28 mm F 90° L=2200 mm muffs Ø 28/36 mm, Ø 25/18 mm, connection for overflow pipe Ø 6/12 mm (see also cod. 441794)

441794



Drain pipe PPE Ø 21 mm M 180°+ Ø 28 mm F 90° L=1800 mm muffs Ø 28/36 mm, Ø 21/27 mm, air gap hose Ø 8/14 mm

524273



Drain pipe PPE Ø 21mm M 180°+ Ø 28 mm F 90° L=2200 mm Muffs Ø 28/36 mm, Ø 21/27 mm, air gap hose Ø 8/14 mm

613645



Drain pipe PPE Ø 21 mm M 180°+ Ø 28 mm F 90° L=2200 mm muffs Øint/ext 28/36 - 21/27 mm; connection for overflow pipe Øint/ext 10/10 mm L=800 mm

613614



Drain pipe PPE Ø 21 mm M 180°+ Ø 29 mm F 90° L=2200 mm muffs Øint/ext 28/36mm and 21/27mm; pipe Øext 27 mm, overflow pipe connection 180° Ø 10/14mm L=470mm;

Ball valves, Pipe fittings

312230



Reducing straight connector Ø 8-6 mm straight - JG

315456



Reducing straight connector Ø 10-6 mm - JG

312177



Reducing straight connector Ø 10-8 mm straight - JG (1 pcs)

312179



Reducing straight connector Ø 10 mm - JG



Ball valves, Pipe fittings

311391

Junction 90° for hose Ø 10 mm - JG



T-fitting

311392 Ø 10/10/10 mm

436345 Ø 15/15/15 mm

436344 Ø 22/15/22 mm

312231

Junction 90° for hose Ø 6 mm - JG
with rubber holder Ø 6 mm



312240

Junction 90° for hose Ø 8 mm - JG
with rubber holder Ø 8 mm



312168

Junction 90° for hose Ø 10 mm - JG
with rubber holder Ø 10 mm



436363

Terminal with pipe fitting Ø10 mm -
1/2" - JG



312163

End junction 1/4" - JG
with rubber holder Ø 10 mm



312150

End junction 1/8" - JG
with rubber holder Ø 8 mm



436343

Terminal with pipe fitting Ø22 mm -
3/4" - JG



312184

Reducing straight connector Ø 10-6
mm - JG



355165

Non-return valve for hose Ø 10 mm
- JG
L=66,5 mm



350948

Threaded straight pipe fitting
8x1/8" - JG



312160

End junction 1/4" - JG
for hose Ø 10 mm



315455

Pipe fitting F1/4" for pipe 6x8 mm -
JG



311390

Pipe fitting F1/4" for pipe 8x6 mm -
JG



312246

Pipe fitting F1/8" - M1/4"
rubber holder Ø 6 mm





Ball valves, Pipe fittings


615818

Pipe fitting Ø 6 mm 1/4" - JG
L=24 mm; with EPDM gasket



533546

Nipple MM 1"



Nipple - brass

519249 Ø 1/2"÷1/2"
L=29 mm

418848 Ø 1/2"÷1/4"
L=24,5 mm

431859 Ø 1/4"÷1/8"
L=16 mm

441071 Ø 3/4"÷1/2"
L=29,5 mm

322665 Ø 3/4"÷3/4"
L=30 mm

433725 Ø 1"÷3/4"
L=37 mm

435655 Ø 3/4"÷3/8"
L=34 mm

526523

Nipple 1"÷3/4"



441014

Reducing connector FM 1"÷3/4"



616065

Reducing connector FM 1"1/4÷3/4"



517278

Conic pipe connector MF 1" L=80 mm



611951

Pipe fitting



320672

Rubber holder 90° 1/8" hose Ø 6x8 mm



418313

Rubber holder 90° G1/2" - outlet Ø 14 mm
brass-nickel



324455

Rubber holder 1/2" - outlet Ø 10 mm



518778

Rubber holder G1/2" - outlet Ø 12 mm



342648

Rubber holder G1/2" - outlet Ø 12 mm
with O-ring, and threaded outlet



440933

Rubber holder G1/2" - outlet Ø 15 mm





Ball valves, Pipe fittings

310228

Rubber holder G1/4" - outlet Ø 6 mm



353240

Rubber holder G1/4" - hose Ø 6 mm



533031

Rubber holder G1/4" - outlet Ø 12 mm



310379

Rubber holder G1/8" - outlet Ø 6 mm



523094

Rubber holder 1/8" for hose Ø 6x8 mm



441773

Rubber holder G3/4" - outlet Ø 7,5 mm



324474

Rubber holder 3/4" - outlet Ø 14 mm



324454

Connection Ø 3/4"-1/2" MF



526338

Rubber holder 3/4" - for Ø 30 mm pipe
H 52 mm, Øint 20 mm; CH32



316608

Rubber holder GAS 3/8" - outlet Ø 8 mm



317229

Rubber holder




439016

Rubber holder Ø 14 mm L=58 mm



441855

Pipe fitting 90° 3/8" M/M
for hose Ø 10 mm



Elbow fitting

418782 Ø 1/2" FF

319206 Ø 3/4" FF



441030

Pipe fitting 90° Ø 1" MF



T-connection

436021 Ø 7-7-7 mm

353166 Ø 12-12-12 mm

700462 Ø 13-13-13 mm

441002 Ø 14-14-14 mm





Ball valves, Pipe fittings



T-connection

436022	Ø 8-12-8 mm
438092	Ø 10-6-10 mm
354025	Ø 12-8-12 mm

538797



T-connection 14-G1/2"-14 mm
dim. 65x40x30 mm

519318



T-connection Ø 1/2" - L=43x34 mm
- brass

419338



Special pipe fitting 1/2"MF

519271



T-connection 3/4" F - L=51x40,5 mm
- brass

412474



X-connection Ø 12-12-12-12 mm;
brass

410244



Y-connection Ø 10-10-10 mm
- brass

438482



Y-connection Y Ø 12-12-12 mm

612068



Y-connection Ø 12-12-12 mm INOX

412473



Y-connection inlet Ø 29 mm - outlet Ø 12 mm

317766



Y-connection
hose Ø 25x35x57 mm; rubber holder
Ø 11,5 mm

441003



Bush - brass

441003	1/2"
	L=32 mm
438990	3/4"
	L=34 mm

344689



Water tap left 1/2" FF
90° angle connections; dim.
149x48x48 mm; brass body; D-shaft
10x8 mm H=31 mm; Ltot=45 mm

344693



Water tap right 1/2"FF
90° angle connections; dim.
149x48x48 mm; brass body; D-shaft
10x8 mm H=31 mm; Ltot=45 mm

347904



Water tap right 1/2" FF
90° angle connections - brass body
with nuts; squared shaft axe 7x7x45H
mm; Htot=109 mm

347909



Water tap right 1/2"FF
90° angle connections - brass body;
squared shaft axe 7x7x45H mm;
Htot=109 mm



Ball valves, Pipe fittings

347819



Water tap left 1/2" FF
90° angle connections - brass body;
squared shaft axle 7x7x45H mm;
Htot=109 mm

347903



Water tap right 1/2" FF
90° angle connections - brass body;
D-shaft Ø 10x8x72H Ltot=135 mm

347907



Water tap left 1/2" FF
90° angle connections - brass body;
D-shaft Ø 10x8x72H mm; H.tot=135 mm

347857



Water Tap 1/2" FF
90° angle connections; brass body;
D-shaft 10x8x86H mm; Htot=149 mm

325018



Water tap right 1/2" FF

348118



Water load tap 1/2"
with fast lock housing

372959



Water level tap G1/2" M

323585



2-ways push button water tap 1/2" MM
T=2/3 s; dim. L=99 mm

531458



Water level tap Ø 12,8 mm

319866



Guide for handle

345167



Extension for water valve H=90 mm
hole 18x18 mm

441287



Handgrip L=92 mm hole 8x8 mm

450013



Handgrip L=73 mm hole 6x6 mm

319865



Mini ballvalve

439462 FF 1/2"
L=48 mm

427724 MF 1/2"
L=48 mm

316240 MF 3/8"
L=41 mm

436494



Gas-water ball valve 3/8" FF - PN64 - L=37,5 mm
total passage; DN10 - aluminium
throttle; DIN-DVGW approved

319868



Gas-water ball valve 3/8" FF - PN64 - L=41 mm
total passage; DN10 - sold with shaft
and support; DIN-DVGW approved



Ball valves, Pipe fittings

410480

Ball valve 3/8" FF - PN40 - L= 54mm
DN10 heavy duty, butterfly handle



416438

Ball valve 3/4" FF - PN50 - L=61 mm
DN20 total passage, butterfly handle



348071

Ball valve 3/4" FF - PN40 - L=72 mm
Heavy duty, Total passage DN20,
butterfly handle



442023

Ball valve 3/4" MF - PN50 - L=67 mm
Heavy duty, Total passage DN20,
butterfly handle



441721

Ball valve 3/4" MF - PN50 - L=67 mm



438210

Water ball valve 3/4" - 1" FF



440980

Ball valve 1" MF - PN40 - L=78 mm
Heavy duty, Total passage DN25,
butterfly handle




410265

Ball valve 1/2"FF - PN40 - L=61 mm
DN15 total passage; DIN-DVGW
approved; locking 10x7,5 mm; shaft
10x7,5 mm



433217

Water-gas ball valve 3/8" FF - PN64
- L=41 mm
DN10, aluminium lever



410400

Ball valve 3/8"MF - PN40 - L=62 mm
heavy duty, aluminium leverage



**Ball valve PN20 -
DIN-DVGW**

610861 1/2" FF
L=61 mm

610857 3/4" FF
L=70 mm

413879

Ball valve 1/2"FF - PN50 - L=50,5 mm
DN15 total passage, aluminium
handle, DIN-DVGW approved



**Gas ball valve PN20 -
DIN-DVGW**

610858 1/2" FF
L=61 mm

610860 3/4" FF
L=70 mm

610859 1"
L=83 mm

413996

Ball valve 1"1/4 FF - PN25
body L=83 mm, operating lever L=130
mm, working temp. -20÷+120°C



410225

Ball valve 3/4" FF - PN40 - L=71 mm
DN20 bore with bounderey locking
17x17 mm



450215

Ball valve 1" FF - PN40 - L=84 mm
DN25 Full bore with bounderey
locking 28x28 mm; Htot.=101,5 mm





Ball valves, Pipe fittings

440616

Ball valve 1"MF - L=68 mm
square connection 17,5x17,5 mm



438604

Ball valve 1"FF - PN40 - L=72 mm
full flow, with square connection
17x17 mm



535681

Ball valve 1"MF - L=78,5 mm
square connection 17,5x17,5 mm



441675

Backflow preventer dishwasher



433932

Non-return valve Ø 12 mm




436338

Non-return valve Ø 10 mm -
H=10mm



536351

Non-return valve Ø 20 mm -
H=22,20 mm



349842

Non-return valve DVGW
inlet Ø 11 mm - outlet Ø 25 mm



441796

Non-return valve in brass 1/2"
PN40 DN15



Motor-operated valve

410194 1" FF
230V

301679 3/4" FF
24V

349880 3/4" FF
24V

433585 3/4" FF
230V



Motor-operated valve

357234 3/4" FF
230V


311460 3/4" FF
230V



Boilers


441765

EPDM insulation for high
temperature 670x330x13 mm



526320

Fiber insulation for high
temperature 640x800mm
food certified with double aluminium
sheet





Hinges

435150

Hinge with spring 22x22x102 mm
with shaft dim. 7,5x7,5xh6 mm



435130

Hinge with spring 22x22x102 mm
with shaft dim. 7,5x7,5xh15 mm



438760

Bush hinge
dim. 23x23 mm - hole Ø 7 mm



435320

Bush hinge
dim. 22,5x22,5x22 mm - hole Ø 7,5 mm



Lockings

442121

Central locking mechanism (left side)



416041

Central locking mechanism (right side)



420724

Locking mechanism
dim. 42x148x29 mm




416130

Locking mechanism L=175 mm



351847

Locking mechanism L=150 mm



331278

Electric locking mechanism
magnetic coil 230V 1,8A



416039

Central locking mechanism
dim. 26x170x22 mm



317318

Drive unit console



442105

Base for closing hook



438590

Door magnet Ø 32 mm
smooth lock



441049

Door magnet Ø 32 mm H=6 mm
vite M5x4,5 mm



438538

Magnet ND35 Ø 6x29 mm





Lockings

450027

Magnet 63x10x18 mm




613884

Magnet 63x18x7 mm
RCT/WTM



459499

Magnet 63x18x11 mm



442124

Bolt for door handle
Ø 12,2x22x70,5 mm



337429

Bolt for door handle
L=58,5 mm



355459

Closing oven door with chrome
lock
distance between lock bolts 133 mm,
with catch



414178

Oven door handle complete



416127

Oven door handle complete



414307

Closing oven door with out lock



354738

Oven handle complete 47-57 mm
with lock mechanism



317300

Oven handle complete 47-57 mm
with lock mechanism



425963

Handle for oven
L=195 mm



414197

Handle for oven - right side
handle L=170 mm - flange 80x69 mm
- 4 holes Ø 6,5 mm



317337

Handle for oven - left side
handle L=170 mm - flange 80x69 mm
- 4 holes Ø 6,5 mm



354733

Handle for oven - right side



315294

Lock mechanism Ø 45 mm





Lockings

315438

Spring for door closing device



429244

Door catch 1-stage



429137

Door catch 2-stage



415455

Door catch - FCV
L=22,5 - M5x23 mm



442137

Door catch - NCF/ZCF
L=34 mm - M6x25



415405

Door catch - FCF
L=37 mm - M6x25



442129

Door catch - JCF
L=45 mm - M6x25



317313

Door catch
dim. 40x40x42 mm



435543

Door catch
dim. 69x20x39 mm



416040

Door catch - FCV
dim. 50x48x26 mm



416042

Door catch - C20/FCE
dim. 50x48x26



414649

Door catch



414407

Door catch
H=56 mm



320560

Right-Door catch - H=74 mm




441723

Door catch



312916

Door catch complete





Lockings

339693

Door latch



435340

Door latch L=70 mm



338500

Door latch



Transmission components

319414

Toothed belt 55 teeth
L=279,4x12,70 mm



435107

Toothed belt 61 teeth
L=610x16 mm profil =T10



332513

Toothed belt L=385x19 mm
75 teeth



328763

Toothed belt L=225 mm
L=225x15 mm - 75 teeth



433327

Toothed belt 90 teeth
L=114x20 mm



332544

Toothed belt L=900x25,5 mm



335295

Toothed Belt L=750 mm
120 Teeths



334948

Toothed belt L=610x2,4x12,7 mm
120 teeth



582289

Toothed belt L=610x2,4x8,2 mm
120 teeth



334912

Toothed Belt L=875x40x13 mm



311275

Toothed belt L=1010xh25 mm
148 teeth



328505

Toothed belt L=1587 mm H=8,6 mm





Transmission components

581969

V-ribbed belt 330x2,3x12 mm
6 ribs



341475

V-ribbed belt TB2 L=330 mm
8 ribs



340952

V-ribbed belt TB2 L=380 mm
8 ribs



532094

V-ribbed belt TB2 L=400x16x2,2 mm
8 ribs



340971

V-ribbed belt TB2 L=430 mm
12 ribs



325541

V-ribbed belt L=280x3,5x14 mm
6 ribs



415564

V-ribbed belt L=365x3,8x14 mm
6 ribs



416189

V-ribbed belt L=559x2,34x3 mm
6 ribs



582592

V-ribbed belt L=660x19x3,7 mm
8 ribs



319439

V-ribbed belt L=762x2,34x3 mm
7 ribs



319446

V-ribbed belt L=955x8x9 mm



329460

V-ribbed belt L=1210x2,34x3 mm
6 ribs



319436

V-ribbed belt L=1263x9,7x8 mm



329553

V-ribbed belt SPZ L=1400x9,7x8 mm



335741

V-ribbed belt L=1702x12x7mm



319328

V-ribbed belt L=1800x9,7x8 mm





Transmission components

319395

V-ribbed belt L=1900x9,7x8 mm



335735

V-ribbed belt L=1950x8x9 mm



329475

V-ribbed belt L=1980 mm
7-ribs



335734

V-ribbed belt L=2032x13x8 mm
for laundry machine 12-16 Kg



319424

V-ribbed belt L=2050x9,7x8 mm



319431

V-ribbed belt L=2120x9x8 mm



323435

V-ribbed belt L=2160x8x9 mm (1 pc)



335738


V-ribbed belt L=2210x12x7mm
for laundry machine 12-16 Kg



Bearings

418371

Ball bearing Ø 25x42x9 mm



Ball bearing

336439 Ø 15x35x11 mm

435394 Ø 15x35x11 mm
6202-2Z

335224 Ø 17x40x12 mm

335216 Ø 17x47x14 mm

435486 Ø 20x42x12 mm

335382 Ø 20x47x14 mm

335434 Ø 20x52x15 mm

335435 Ø 25x52x15 mm

334886 Ø 30x55x13 mm

334886 Ø 40x68x15 mm

419121 Ø 30x62x16 mm

336451 Ø 35x80x21 mm

335159 Ø 40x68x15 mm

335957 Ø 40x90x23 mm

336449 Ø 45x100x25mm

335958 Ø 50x110x27mm

442109

Bearing Ø 12 H=12 mm



435393

Axial bearing URB 51102
dim. 28x15x9 mm





Bearings

340250

Bearing Ø 6/10/24xHtot.11,6 mm
with plastic coating



Finger Links

395706

Cord for conveyor belt Ø 15 mm
L=10mt - blue




419441

Finger link
dim. 140x70x50 mm
WTF2-3-4. WT730-760-790, FT
36-50-72



417970

Finger link
dim. 116x70x82 mm; in white plastic
FT36-50-72W, WT730-760-790W



Safety groups

615323

Pressure release steam valve body
3/4" 0,45 bar



346372

Pressure release steam valve 3/4"
0,5bar



347820

Manometer 0-1 bar Ø 50 mm;
bottom fitting Ø 1/4" M
for Pot security pressure system, red
index 0,5Bar



347906

Vacuum valve 3/8"M
chromium-plated brass



300696

Pressure release steam valve 3/4"
0,5bar - complete



448922

Pressure release safety group Ø
1"1/4



318558

Pressure chamber safety valve
1"1/4
connections: 2x3/4" gas, 1x 3/8" gas



347734

Safety group Ø 1"1/4
pressure setting 0,5 bar for boiling
pans





Safety groups

348357

Manometer holder tap Ø 1/4"MF



344637

Pressure gauge holder Ø 1/2" M for manometer Ø 1/4" F



348372

Vacuum valve 3/4" M
chromium-plated brass - H=80 mm



Spring-loaded safety valve - 0,5 bar

435397 1"1/4 M
ISPESL

439637 3/4" M
ISPESL

344634

Pressure chamber for 1"1/4 safety valve



312342

Vertical safety group Ø 3/4" pressure setting 0,5 bar for boiling pans



347874

Pressure chamber safety valve 3/4" connection : 2x3/4" gas, 1x 3/8" gas



418040

Vacuum valve pipe fitting Ø 1/2" FF PMA 16 bar (at 180°C)



348095

Vacuum valve
H=130 mm



348037

Plug for pressure chamber G3/4" (without O-ring)



435209

Manometer 0-1 bar Ø 63 mm; rear fitting Ø 1/8" M with special gasket



435051

Manometer 0-1 bar back Ø 63 mm connec. 1/8" M



435357

Manometer 0÷6 bar Ø 50 mm connection G 1/4"



315450

Pressure gauge holder Ø 3/8" M for manometer Ø 1/4" F



611521

Manometer holder Ø 1/2" M x 3/8" FF with connection for vacuum valve



318546

Manometer holder Ø 3/4" M x 3/8" FF with connection for vacuum valve





Safety groups

348090



Manometer holder Ø 1/2" M (left) x 3/8" FF
with connection for vacuum valve

440737



Water pressure reducer 1/2" FF
setting range 1.0 to 4.0 bar; Maximum inlet pressure 10 bar

348013



Steam valve 1" 1/4 F
L= 190 mm

348046



Steam valve 1" MM
angle connection Ø 1" - H=150 mm

Handles

435369



Handgrip M8 L=90 mm Ø 28 mm
color black, for pasta-cooker basket and cooking grid

311183



Handgrip M10 L=90mm Ø 28mm
color black, for pasta-cooker basket and cooking grid

Knobs

338189



Minisit Knob Ø 35 mm

432370



Knob spring (10 pcs)
knob with Ø 8 mm

311171



Gas Knob Ø 65 mm
shaft 10x8 mm with serigraphi pilot burner

311172



Gas Knob Ø 65 mm
shaft 8x6,5 mm with serigraphi pilot burner

438107



Knob Ø 70 mm
Square shaped shaft hole 7,2x7,2 mm



Small Mechanical Parts



Snap ring

315511	Ø int. 7x0,8 mm
532735	Ø int. 9x1,0 mm
433411	Ø int. 10x1 mm
438419	Ø int. 15,7x1 mm
438718	Ø int. 28x1,5 mm
440997	Ø int. 32,5x1,5 mm

359665



Snap-ring Ø 15x1 mm steel

325128



Snap-ring Øint. 18,5x1,2 mm - INOX

311198



Snap-ring Øint. 33x1.5 mm

438245




Snap-ring INOX Øest 9x0,8 mm

416014



Radial snap ring INOX Øest. 13,8x0,9 mm

439019



Antivibration Ø 20x20H mm - M6x16/9 mm

435047



Antivibration Ø 25x20H mm - M8x20 mm

359678



Vibration-damping feet for acr



Drive shaft key 6x6x25 mm - INOX

359684	6x6x25 mm
331907	4x4x16 mm
331841	5x5x14 mm
334291	6x6x20 mm
439006	6x6x25 mm
311166	6x6x30 mm
418258	6x6x36 mm
311156	8x7x35 mm
614971	14x9x50 mm
327565	18x11x63 mm



Self-locking Nut

438438	M6x6
200250	M6x3

322630



Hexagonal nut M8x8 INOX self-locking

358190



Hexagonal nut M10 - H=8 mm INOX CH17

424694




Hexagonal nut M12x1 mm



Small Mechanical Parts


441974

Hexagonal nut M14x1 - H=4 mm
CH22



315558

Hexagonal nut M27x19 mm



Flange nut inox

349348	M4
519321	M5
518852	M6
440928	M8


438581

Knurled nut Ø 5x20x7,5H mm



438359

Knurled nut Ø 6x25 mm - H=6 mm
thread M8



337639

Knurled nut Ø 30 mm H=6 mm
thread Ø 11.3 mm



Double wire clamps

318621	Ø 7 mm
310306	Ø 7,8 mm
522671	Ø 10,1 mm
523787	Ø 30 mm
523805	Ø 31,3 mm
523335	Ø 35,6 mm
523040	Ø 46 mm



Hose clamp

438357	8-12/7,5 mm
438480	12-22/9 mm
441699	25-40/9 mm
322082	32-52/9 mm
438464	35-50/9 mm
518655	40-60/9 mm
433052	16-27/12 mm
438463	50-70/12 mm
329931	70-90/12 mm
441709	60-80/12 mm
416174	90-110/12 mm
441606	210-231/12 mm

410238

Plastic clamp L=290 mm



Bush

438477	M4x5mm
441875	M4x6mm
332197	M5x6mm
419644	M5x12mm
340947	M5x16mm
340963	M6x8mm
341178	M6x10mm
341735	M6x16mm
341406	M8x20mm

434253

Hose support Ø 11,5 mm



311116

Hose adapter M16xM10





Small Mechanical Parts

200256

Bush M10 mm




442046

Sliding shoe



611102

Sliding shoe



438434

Runner guide for sliding door
40x14x9 mm



438740

Clamping washer Ø 10x4,5 mm



308243

Tooth lock washer Ø 5,3x10 mm



Washer toothed

312809 M4

434412 M6.5

200028 M10

200297 M12



Flat washer

358206 Ø 9x16 mm

351106 Ø 3,30x6,70 mm
Inox

612770 Ø 5,5x9,80 mm
Inox

432395 Ø 5,5x15 mm

432605 Ø 6,60x15 mm
Inox

434574 Ø 6,60x17,80 mm

364457 Ø 8,5x24 mm

200296 Ø 13x24 mm

312472 Ø 18,5x31 mm



Door lock w/barrel Ø
15x26 mm

522873 Ø 15x30 mm

440998 Ø 15x26 mm

438503 Ø 19x16 mm

438749 Ø 19x39 mm



Spring cotter

200038 Ø 1,5x12 mm

200225 Ø 2,0x12 mm

200224 Ø 2,0x20 mm

413274 Ø 3,0x12 mm

200226 Ø 3,5x14 mm

441906 Ø 4,0x24 mm

316433 Ø 4,0x24 mm

536156 Ø 4,5x36 mm

349287 Ø 5,0x40 mm

415666

Screw M9x144 mm



611935

Raised countersunk head screws
TGS M6x12 mm - [50 pcs]
INOX





Small Mechanical Parts

438589

Raised countersunk head screws
M6



413502

Raised countersunk head screws
M8x15mm



439416

Cylinder head bolts M6



Screw TE

310175 M4x12 mm

200030 M4x20 mm

432356 M5x14 mm

435998 M6x20 mm

316196 M6x25 mm

373113 M6x40 mm

441034 M8x76 mm

200036

Philips screws M5x14 mm



348208

Flat-headed bolts TC M3x20 mm



312808

Flat-headed bolts TC M4x12 mm



700337

Countersunk screws TS M8x30 mm



438394

Countersunk screws Ts Ø M5x19



358233

Sheet metal screws 3,9x13 inox uni
6954



Springs

365167

Tie rod screw with hook for spring
Ø 9,5x150 mm



435154

Spring latch



435153

Roll spring L=25 mm Ø 45 mm
L=1600 mm; force 53 N



435151

Roll spring L=38 mm Ø 45 mm
L=1600 mm; force 79 N





Springs

317675

Roll spring L=40 mm Ø 42 mm
3,7Kg
L= 510 mm ; LP10



354520

Roll spring L=40 mm Ø 42mm
29,5N
with flange



317665

Roll spring L=40 mm Ø 43 mm
2,5Kg
L=510 mm ; LP67



318140

Roll spring L=40 mm Ø 45 mm 52N




376238

Roll spring L=40 mm Ø 35 mm
CX - FUX



317537

Roll spring L=40 mm Ø 47 mm
CX - FUX



378607

Roll spring L=40 mm Ø 47 mm cpl.
FTN



376235

Roll spring L=40 mm Ø 48 mm cpl.
shaft Ø 10,5 mm - FTN



359437

Roll spring L=40 mm Ø 47 mm, 50N
incl. Holder 123x69.5 mm



435093

Tension spring Ø 12x126x270 mm



435345

Tension springs Ø 16x198 mm



363608

Tension springs Ø 18x105xLtot140
mm
wire Ø 2,2 mm



363606

Tension springs Ø 20x100xLtot138
mm
wire Ø 2,6 mm



363607

Tension spring Ø 20x100xLtot139
mm
wire Ø 2,5 mm



518763

Tension springs Ø 37x475x770 mm
wire Ø 5 mm



338816

Tension springs Ø 39x193x380 mm
wire Ø 4 mm





Springs

338809

Tension springs Ø 39x240x495 mm
wire Ø 4 mm



439768

Tension springs Ø 39x475xLtot755
mm
wire Ø 5,5 mm



354625

Tension springs Ø 39x670 mm



Rollers

441948

Roller with holder



614075

Roller with holder



525433

Roller with holder
curved doors for tables and cabinets



525432

Roller with holder



435718

Roller with holder
straight



310724

Roller with holder



435492

Roller with holder



Thermostatic steam trap



Balanced pressure steam
trap 90° Ø 3/4" MF (union
inlet)

421495 Ø 1/2" MF

425794 Ø 3/4" MF

421494

Kit capsules "E" for steam trap





Thermostatic steam trap

419236



Steam trap 90° Ø 1/2" FF
PMA 16bar - Tmax 225°C - PMO
13bar

425035



Vertical Steam trap Ø 1/2" FF
PMA 25 bar - TMO 400°C - 1.4305
CF16F

Shaft sealing



Shaft sealing / O-ring

412573	Ø 24x12x16 mm Ø 26x13x8 mm
412572	Ø 24x11x13 mm Ø 26x13x8 mm
412354	Ø 24x12x16 mm Ø 26x13x8 mm
610895	Ø 24x12x15 mm Ø 26x14x8 mm
342632	Ø 39x16x16 mm Ø 42x21x8 mm

344981



Shaft sealing Ø 24x12x15 mm
ZF340SX/ZF522VSX

344790



Counter-seal Ø 26x13x5,5 mm
for pump ZF340SX

346595



**Shaft sealing Ø 48x27x14mm /
counter-seal Ø 41x21x8 mm**

Thermometers

416427



Thermometer Ø 52 mm 0÷120°C
coated capillary 2500 mm; bulb Ø
6x38 mm; for boiler and dishwasher
tanks

435264



Thermometer Ø 52 mm 0÷120°C
Stiff coated capillary L= 1500 mm;
bulb Ø 6x33,5 mm

435404



Thermometer Ø 52mm 50÷350°C
coated capillary 1600 mm; bulb Ø
6x18 mm

341706



Thermometer Ø 60 mm - 0-500°C
capillary L=700 mm; bulb Ø 9,5x55
mm; for pizza ovens

434976



Thermometer 0÷120°C 48x48 mm
mod. 915; coated capillary 5000 mm;
bulb Ø 6x36 mm; for boiler and
dishwasher tanks

416426



Thermometer 0÷120°C 48x48 mm
mod. 915; coated capillary L=2900
mm; bulb Ø 6x36 mm; for boiler and
dishwasher tanks



Thermometers



**Thermometer 56x25 mm
-40+40°C**

435190 -40+40°C
L=2500mm
Ø 8,4x25 mm

349112 -40+40°C
L=3200mm
Ø 8,4x25 mm

435099 0-120°C
L=3000mm
Ø 6x20 mm



Digital thermometer

301712 LTS12PTI-2
71x29 mm

435378 LTS12PTI-2
PTC L=3000
71x29 mm

435377 LTS12PTI-2
PTC L=5000
71x29 mm

Handwheels

428038

**Round handle L=81 mm
fixing screw M8x16**



413770

**Round handle Ø 23x65 mm
with screw M10**



425246

**Round handle L=80 mm
with screw M10x14 mm**



414173

**Handle with folding stock
Ø shaft hole 16 mm**



442079

**Extension for handwell (435179)
Øint. 15x16/20xLtot.120 mm**



700305

**Folding handle L=73mm for
handweel
with pin Ø 3x3 mm and screw M6x10
mm**



374819

**Folding handle L=73 mm for
handweel
screw M6x10 mm**



428040

**Folding handle L=80 mm
with pin Ø 3x3 mm and screw M6x12
mm**



374686

**Folding handle L=80 mm
Screw TSPE M6x12 mm**



374476

**Folding handle black L=80 mm SST
with bushing and stud in INOX AISI
303**



414164

**Folding handle L=90 mm for
handweel
with pin Ø 3x3 mm and screw M6x20
mm**



430018

**Handwheel Ø 170 mm
central hole Ø 16 mm; with folding
handle L= 90 mm**





Handwheels

414163

Handwheel Ø 175 mm
central hole Ø 20 mm



427208

Handwheel Ø 200 mm
central hole Ø 20 mm with fixed
rotating handle



435179

Handwheel Ø 160 mm
central hole Ø 16 mm; with folding
handle; spring cotter M4



315358

Handwheel Ø 160 mm
central hole Ø 16 mm; with folding
handle; spring cotter M6



428091

Handwheel Ø 200 mm
central hole Ø 20 mm; with folding
handle; spring cotter M6



354718

Handwheel Ø 200 mm
central hole Ø 16 mm; with folding
handle with bushing and stud in INOX
AISI 303 ; spring cotter M6



315757

Handwheel Ø 200 mm
central hole Ø 20 mm; with folding
handle: spring cotte M6



Photocells

319513

Light barrier



Alarms/Buzzers

317530

Buzzer board





Probes



Probe NTC, blue, cavity, IP68

- 532952** L=1500 mm
Ø 6x20 mm
- 435281** L=2000 mm
Ø 6x20 mm
- 435167** L=3000 mm
Ø 6x20 mm
- 435116** L=4000 mm
Ø 6x20 mm



Probe NTC, blue, cavity, IP68

- 435276** L=1500 mm
Ø 6x20 mm
Lumberg
- 435277** L=2000 mm
Ø 6x20 mm
Lumberg
- 435990** L=2000 mm
Ø 6x20 mm
Lumberg



Probe NTC, green, evaporator, IP68

- 535433** L=1500 mm
Ø 6x40 mm
- 535324** L=2000 mm
Ø 6x40 mm
- 535436** L=3000 mm
Ø 6x40 mm
- 610872** L=4000 mm
Ø 6x40 mm



Probe NTC, green, evaporator, IP68

- 535434** L=1500 mm
Ø 6x40 mm
Lumberg
- 535435** L=2000 mm
Ø 6x40 mm
Lumberg



Probe NTC IP67

- 435228** L=3000 mm
Ø 6x15 mm
- 435227** L=1500 mm
Ø 6x15 mm

435987



NTC Probe, L=3000-3800 mm, yellow-green bulb Ø 9x30 mm

Thermoregulators



Thermoregulator Beta

- 319013** RD31-6001
8A
9÷24V 50/60Hz
- 319020** RD31-6004
8A
230V 50/60Hz



Thermoregulators



Thermoregulator Beta

- Optional Display
Blu
Green
White
- Optional Display
Blu
Green
White

- 318991** RC31-6001
2HP
230V 50/60Hz

- 318997** RC31-6004
2HP
9÷24V 50/60Hz

- 319003** RC32-2601
2HP
230V 50/60Hz

- 319004** RC32-2604
2HP
9÷24V 50/60Hz

- 319005** RC33-2601
2HP
230V 50/60Hz

- 319008** RC33-2604
2HP
9÷24V 50/60Hz

319467



Thermoregulator IR33

2 probe NTC; 2 relay output 8(3)A
250V; power supply 12V

310835



Thermoregulator IR33

input: 2 probes; 3 relay output 8(3)A
250V; alimentation 230V; mounting
hole 70x28 mm

318403



Thermoregulator IR33 230V

input: 2 probes; 1 relay output 8(3)A
250V; alimentation 230V

311837



Thermoregulator IR33 115/230V 50mA

3 output relé 12A/8A/8A; 2 input probe
NTC; 1 input D.I.; cut out 71x29 mm

319940



Thermoregulator XR60CX 230V 50/60Hz 0-60°C

NTC-PTC probe, 2 relays 8A+ 1 relay
20A, with light button, cut out 71x29
mm - programmed for autonomous
table TRGUC/2V

438116



Thermoregulator ID961 Plus -50/+99°C

input: 2 NTC or PTC probe; 1
changeover relay output 8(3)A 250V;
dim. 74x32x67 mm; mounting hole
71x29 mm

520605



Thermoregulator ID971 230V Plus -50/+99°C

input: 2 NTC or PTC probe (to select);
2 relay outputs for compressor and
defrosting; dim. 74x32x67 mm;
mounting hole 71x29 mm

412344



Thermoregulator ID974 Plus -50/+99°C

input: 2 NTC, PTC or PT1000 probe
(to select); 3 relay outputs for
compressor, defrosting and fan; dim.
59x70x28 mm; mounting hole 71x29
mm

582333



Thermoregulator ID974 Plus 12Vac -50/+99°C

input: 2 NTC or PTC probe (to select);
3 relay outputs for compressor,
defrosting and fan; dim. 59x70x28
mm; mounting hole 71x29 mm



Thermoregulators

413886

Thermoregulator EWTSPPlus 990 (to be set)
12 Vac/dc; 1.5 W max; batt 9 Vdc - 250 Vac 8(3) A dima 70x28.5 mm



319214

Thermoregulator EVCO EVK204 230V -50/+150°C
Input: 2 probe NTC/PTC; 4 output relé: compressor 16A, de-frost and fan, exchange 8A; dim. 75x33x73 mm; cut-out 71x29 mm



341779

Thermoregulator ATR111-AD
range 100-400°C; probe PT100; capacity 8(3)A 250V; dim. 74x32x67 mm; mounting hole 71x29 mm



612288

Thermoregulator ATR111-B 230V
input: 2 selectable PT100 probes; 1 changeover relay output 8(3)A 230V; mounting hole 70x28 mm



Hinges

435150

Hinge with spring 22x22x102 mm
with shaft dim. 7,5x7,5xh6 mm




435130

Hinge with spring 22x22x102 mm
with shaft dim. 7,5x7,5xh15 mm




438760

Bush hinge
dim. 23x23 mm - hole Ø 7 mm



435320

Bush hinge
dim. 22,5x22,5x22 mm - hole Ø 7,5 mm



Dehydrator filters



Dehydrator filter 2 ways

- 435149** GR.40
Ø 24x160 mm
IN 6,2/OUT 3,3 mm
- 430340** GR.15
Ø 19x120 mm
IN 6,2/OUT 2,6 mm
- 519790** GR.40
Ø 24x160 mm
IN 6,2/OUT 6,2 mm



Dehydrator filter 3 ways

- 435284** GR.40
Ø 24x170 mm
IN 6,2-6,2/OUT 3,3 r
- 519819** GR.40
Ø 24x170 mm
IN 6,2-6,2/OUT 6,2 r

Shelf runners - Rack rails

521352

Rack-rail 1220x32x12,5 mm



521353

Rack-rail 1220x33x32 mm






Shelf runners - Rack rails


316629

Shelf runner 645x20x15 mm SX
AISI 304




316630

Shelf runner 645x20x15 mm DX
AISI 304



523348

Shelf runner 466x14x20,5 mm
SX/DX
for 500/1100 lt Refrigerators




440645

Shelf runner 525x20,5x14,5 mm




438754

Shelf runner 565x20x15 mm SX
AISI 304
for refrigerated tables




440952

Shelf runner 565x20,5x14,5 mm




510694

Shelf runner 580x20x15 mm DX
AISI 304




510692

Shelf runner 580x20x15 mm SX
AISI 304




438755

Shelf runner 565x20x15 mm DX
AISI 304
for refrigerated tables



438328

Shelf runner 580x20x15 mm DX/SX
fino Sn 839..



438703

Shelf runner 620x20 mm DX/SX
AISI 304 da SN 840..
for 650/1400 lt Refrigerators; in AISI
304



441303

Runner right



441304

Runner left



438234

Bracket for grid support



311789

Shelf runner 638x23x14 mm



310435

Shelf runner 615x22,5x13 mm





Shelf runners - Rack rails

520640

Left telescopic runner - Ltot
855/1135 mm



520641

Right telescopic runner - Ltot
855/1135 mm



519822

Right telescopic runner - Ltot 1190
mm



519821

Left telescopic runner - Ltot 1190
mm



411109

Right telescopic runner - Ltot 1130
mm




411108

Left telescopic runner - Ltot 1130
mm




411112

Right telescopic runner 620x29x11
mm



411113

Left telescopic runner 620x29x11
mm



415471

Holder for grid 540x48x18 mm
lower side mount; 9 hookings



415459

Holder for grid 540x27x18 mm
for back lower; 9 hookings



415470

Holder for grid 720x48x18 mm
upper rear support; 12 hookings



Pentavalent



**Pentavalent motor EBM -
HIGHT QUALITY**

- | | |
|---------------|------------------------|
| 312224 | 10W
Cable L=360 mm |
| 312225 | 16W
Cable L=1000 mm |
| 312226 | 18W
Cable L=700 mm |
| 312227 | 25W
Cable L=900 mm |
| 311605 | 34W
Cable L=1100 mm |



Probes



Probe NTC, blue, cavity, IP68

- 532952** L=1500 mm
Ø 6x20 mm
- 435281** L=2000 mm
Ø 6x20 mm
- 435167** L=3000 mm
Ø 6x20 mm
- 435116** L=4000 mm
Ø 6x20 mm



Probe NTC, blue, cavity, IP68

- 435276** L=1500 mm
Ø 6x20 mm
Lumberg
- 435277** L=2000 mm
Ø 6x20 mm
Lumberg
- 435990** L=2000 mm
Ø 6x20 mm
Lumberg



Probe NTC, green, evaporator

- 535324** L=2000 mm
Ø 6x40 mm
- 535436** L=3000 mm
Ø 6x40 mm
- 610872** L=4000 mm
Ø 6x40 mm



Probe NTC, green, evaporator, IP68

- 535434** L=1500 mm
Ø 6x40 mm
Lumberg
- 535435** L=2000 mm
Ø 6x40 mm
Lumberg



Probe NTC IP67

- 435228** L=3000 mm
Ø 6x15 mm
- 435227** L=1500 mm
Ø 6x15 mm

435987

NTC Probe, L=3000-3800 mm, yellow-green bulb Ø 9x30 mm



318924

Probe PTC, L=2000 mm, Vetrotex, bulb Ø 6x100 mm



Probe PTC L=1500 mm, black PVC, bulb Ø 6x30 mm, IP68

- 618875** L=1500 mm
- 618875** L=1500 mm
Ø 6x30 mm
- 618876** L=3000 mm
Ø 6x30 mm
- 349636** L=1500 mm



Probe PTC, silicone, IP68

- 349636** L=1500 mm
Ø 6x40 mm
- 435122** L=3000 mm



Probe PTC for thermometer code 435377/435378

- 301711** L=3000
Ø 6x70 mm
- 339492** L=5000
- 339492** L=5000
Ø 6x70 mm

Thermoregulators



Thermoregulator Beta

- 319013** RD31-6001
8A
9÷24V 50/60Hz
- 319020** RD31-6004
8A
230V 50/60Hz



Thermoregulators



Thermoregulator Beta

- Optional Display
Blu
Green
White

- Optional Display
Blu
Green
White

318991 RC31-6001
2HP
230V 50/60Hz

318997 RC31-6004
2HP
9÷24V 50/60Hz

319003 RC32-2601
2HP
230V 50/60Hz

319004 RC32-2604
2HP
9÷24V 50/60Hz

319005 RC33-2601
2HP
230V 50/60Hz

319008 RC33-2604
2HP
9÷24V 50/60Hz

319467



Thermoregulator IR33

2 probe NTC; 2 relay output 8(3)A
250V; power supply 12V

310835



Thermoregulator IR33

input: 2 probes; 3 relay output 8(3)A
250V; alimentation 230V; mounting
hole 70x28 mm

318403



Thermoregulator IR33 230V

input: 2 probes; 1 relay output 8(3)A
250V; alimentation 230V

311837



**Thermoregulator IR33 115/230V
50mA**

3 output relé 12A/8A/8A; 2 input probe
NTC; 1 input D.I.; cut out 71x29 mm

319940



**Thermoregulator XR60CX 230V
50/60Hz 0-60°C**

NTC-PTC probe, 2 relays 8A+ 1 relay
20A, with light button, cut out 71x29
mm - programmed for autonomous
table TRGUC/2V

364875



Digital thermostat XR20C 24Vac/dc

Input: 1 probe PTC or NTC, capacity
8(3)A 250V; mounting hole 71x29 mm

438116



**Thermoregulator ID961 Plus
-50/+99°C**

input: 2 NTC or PTC probe; 1
changeover relay output 8(3)A 250V;
dim. 74x32x67 mm; mounting hole
71x29 mm

520605



**Thermoregulator ID971 230V Plus
-50/+99°C**

input: 2 NTC or PTC probe (to select);
2 relay outputs for compressor and
defrosting; dim. 74x32x67 mm;
mounting hole 71x29 mm

412344



**Thermoregulator ID974 Plus
-50/+99°C**

input: 2 NTC, PTC or PT1000 probe
(to select); 3 relay outputs for
compressor, defrosting and fan;
dim. 59x70x28 mm; mounting hole 71x29
mm



Thermoregulators

582333



Thermoregulator ID974 Plus 12Vac -50/+99°C
input: 2 NTC or PTC probe (to select); 3 relay outputs for compressor, defrosting and fan; dim. 59x70x28 mm; mounting hole 71x29 mm

532935



Pcb, EWEM 233, 230V
IN 2 PTC/NTC - 3 relay outputs for compressor, defrosting and fan

310049



Digital thermometer EMPlus 600 230V
display range -50°C...110/140°C - IN: NTC/PTC - dim. 74x32x30 mm

413886



Thermoregulator EWTSPPlus 990 (to be set)
12 Vac/dc; 1.5 W max; batt 9 Vdc - 250 Vac 8(3) A dima 70x28.5 mm

319214



Thermoregulator EVCO EVK204 230V -50/+150°C
Input: 2 probe NTC/PTC; 4 output relé: compressor 16A, de-frost and fan, exchange 8A; dim. 75x33x73 mm; cut-out 71x29 mm

341779



Thermoregulator ATR111-AD
range 100-400°C; probe PT100; capacity 8(3)A 250V; dim. 74x32x67 mm; mounting hole 71x29 mm

612288



Thermoregulator ATR111-B 230V
input: 2 selectable PT100 probes; 1 changeover relay output 8(3)A 230V; mounting hole 70x28 mm

Timers

435142



Defrosting timer RZ-2001-21
fixed cycle 6 hours, de-frosting 15' min, 230V 50Hz

435214



Defrosting timer
cycle 24h (1-12); defrost from 2 to 50 minutes; fan delayed 0-10 minutes; 230V 50Hz; 2 microswitches 16A; cable L=175 mm

Expansion valves

522633



Nozzle DANFOSS Ø 5x14 mm L=42 mm

441316




Thermostatic expansion valve
capillar L=1500 mm; operating temperature range -40/+10°C; connection 3/8"-1/2"

439411



Hot gas valve body EVR6
Connections IN-OUT Ø 10 mm - fluid temperature -40° a +105°C -; Pmax 42,5 bar for gas freon CFC, HCFC, HFC

434959



Coil 10W 220-230V 50/60Hz
Ambient temperature: -40 - +80°C (NC valve), -40 - +55°C (NO valve).



Sealing cords

339647

Gasket Ø 10x2100 mm



312814

Fiberglass gasket Tmax 550°C (sold by meter)
round profile Ø 6 mm



435301

Fiberglass gasket Tmax 550°C (sold by meter)
Squared profile 12x12 mm



528824

Fiberglass gasket Tmax 550°C (sold by meter)
round profile Ø 12 mm



320759

Fiber-ceramic gasket Ø 15 mm (sold by meter)
Tmax 700°C



Adhesive Gasket

534936

Adhesive gasket 2000x10x8 mm



316492

Gasket adhesive 10x8 mm EPDM





534935

Adhesive gasket 2000x18x8 mm



316496

Gasket adhesive 18x8 mm EPDM



Adhesive EPDM gasket (sold by meter)

357847 6x3 mm EPDM

357846 8x4 mm EPDM

435261 10x2 mm EPDM


441547 15x3 mm EPDM

441075 20x4 mm EPDM

357835 25x4 mm EPDM

316488

Adhesive gasket (sold by meter)






Adhesive Gasket

434123



Adhesive gasket L=1100 mm



Silicon gasket with
biadhesive tape

- | | |
|---------------|-----------------|
| 339658 | L=310x25x6,5 mm |
| 339681 | L=511x25x7 mm |
| 339659 | L=450x25x9,5 mm |

Flat gaskets

363315



Gasket Ø 22x30x6 mm



Rubber armored gasket

- | | |
|---------------|--------------------------------|
| 342633 | Ø 11,8x26x2 mm |
| 526137 | Ø 37x44x3 mm |
| 414967 | Ø 16x24,5x2 mm
gomma telata |
| 336124 | Ø 23x30x2 mm |
| 316237 | Ø 22x30x2 mm
gomma telata |



Fiberglass gasket

- | | |
|---------------|--------|
| 348246 | 1/2" |
| 425505 | 3/4" |
| 440913 | 1" |
| 438109 | 1" 1/4 |

415715



Fibre gasket Ø 24x33x2 mm

438395



Gasket fiberglass Ø 39x30x2,3 mm

349469



Fibre gasket Ø 48x56x2 mm

O-rings

357950



O-ring 1,00x7,00 mm NBR



O-rings



O-ring 1,78x

435200	1,78x3,69 mm VITON
435323	1,78x6,07 mm NBR
532922	1,78x6,75 mm NBR
363350	1,78x7,65 mm EPDM
531952	1,78x8,73 mm NBR
337070	1,78x11,11 mm EPDM
534283	1,78x11,11 mm NBR
435313	1,78x12,42 mm NBR
438361	1,78x14,00 mm NBR
318741	1,78x15,6 mm EPDM
415979	1,78x17,17 mm NBR
438348	1,78x20,35 mm NBR
338224	1,78x21,95 mm NBR
348382	1,78x26,70 mm NBR
413526	1,78x29,87 mm NBR
416214	1,78x31,47 mm NBR
441053	1,78x33,05 mm Silicone




O-ring 2,00x mm

317704	2,00x6,00 mm
357947	2,00x9,50 mm
200257	2,00x16,00 mm
319489	2,00x48,00 mm



O-ring 2,40x

441068	2,40x5,30 mm EPDM
438301	2,40x17,30 mm EPDM



O-rings



O-ring 2,62x

438166	2,62x9,13 mm NBR
438735	2,62x9,19 mm NBR
438728	2,62x11,91 mm NBR
536174	2,62x12,37 mm NBR
416278	2,62x13,95 mm NBR
438736	2,62x15,54 mm NBR
438421	2,62x18,72 mm NBR
435133	2,62x25,07 mm NBR
301578	2,62x26,65 mm NBR
349897	2,62x37,77 mm VITON
363345	2,62x39,34 mm EPDM
357960	2,62x45,69 mm NBR
435418	2,62x47,30 mm NBR
416213	2,62x52,07 mm NBR
438449	2,62x53,65 mm NBR
416218	2,62x60,00 mm NBR

459669



O-ring 2,62x63,17 mm VITON



O-ring 3,00x

336208	3,00x22,00 mm NBR
434029	3,00x28,00 mm EPDM
438520	3,00x29,00 mm EPDM
301756	3,00x50,00 mm EPDM

416519



O-ring 3,0x74,50 mm VITON

416521



O-ring 3,0x79,50 mm VITON



Gaskets

O-rings



O-ring 3,53x

435178	3,53x20,22 mm VITON
357961	3,53x20,22 mm NBR
350664	3,53x21,82 mm NBR
416272	3,53x23,40 mm SILICON
438223	3,53x26,58 mm NBR
438162	3,53x28,17 mm VITON
525970	3,53x29,75 mm VITON
438163	3,53x31,34 mm VITON
416280	3,53x34,52 mm NBR
425696	3,53x37,69 mm EPDM
415640	3,53x39,70 mm NBR
438592	3,53x42,86 mm NBR
438483	3,53x44,45 mm NBR
337250	3,53x47,23 mm NBR
315863	3,53x50,39 mm VITON
318065	3,53x59,92 mm EPDM
438737	3,53x60,33 mm NBR
438459	3,53x73,03 mm NBR
416082	3,53x91,67 mm EPDM
438405	3,53x110,70 mm NBR
323658	3,53x164,69 mm EPDM

441739

O-ring 4,00x110,00 mm NBR





O-rings



O-ring 5.34x

438465	5,34x37,47 mm NBR
612335	5,34x43,82 mm VITON [Kit 3 pcs]
435303	5,34x47,00 mm NBR
318525	5,34x53,34 mm NBR
347728	5,34x53,34 mm VITON
435067	5,34x56,52 mm NBR
375094	5,34x56,52 mm VITON
441896	5,34x72,39 mm NBR

438709



O-ring 5,70x44,20 mm VITON



Detergents

310360



Grill Cleaner (10 Lt) for CPC
Dim. 300x230x190 mm - Product
subject to some limitations of
transport (ADR)

310361



Rinse Aid (10 Lt) for CPC
Dim. 300x230x190 mm - Product
subject to some limitations of
transport (ADR)

310617



Detergent taps 100 pcs for SCC
Dim. Ø260xh270 mm

310618



**Rinse tablets 50 pcs for SCC (...28
Sept 08)**
SCC without Care Control; Dim
280x190x160 mm

329168



**Limescale tablets 150 pcs for SCC
(28 Sept 08....)**
SCC with Care Control; dim.
370x235x205 mm

351646



**Detergent for FX ovens - 1 canister
10 lt**
product subject to some limitations of
transport (ADR)



Detergents

351653



Sanifier easy FX ovens - 1 canister 10 lt
product subject to some limitations of transport (ADR)

321065



Detergent Easy Clean FM ovens - 1 canister 10 lt
product subject to some limitations of transport (ADR)

321086



Sanifier easy FM ovens - 1 canister 10 lt
product subject to some limitations of transport (ADR)

320961



Detergent for ovens Convo Care - 1 canister 1 lt
Product subject to some limitations of transport (ADR)

320980



Detergent for ovens Convo Clean - 1 canister 10 lt
Product subject to some limitations of transport (ADR)

322216



Detergent Combiclean for ovens and grill - 1 canister 10 lt
product subject to some limitations of transport (ADR)

533571



Detergent OVEN CLEANER POWER - 1 canister 5 lt
Product subject to some limitations of transport (ADR)

315536



Rinse OVEN RINSE POWER- 1 canister 5 lt
Product subject to some limitations of transport (ADR)

321393



Degreasant gel for oven GREASECUTTER PLUS 1 canister 5lt
Product subject to some limitations of transport (ADR)

540819



Greasecutter detergent GREASECUTTER LEMON-1 canister 0,75 lt
Product subject to some limitations of transport (ADR)

321394



Rinse CLEAR DRY N - 1 canister 5 lt
Product subject to some limitations of transport (ADR)

540846



Rinse HD - CLEAR DRY HD- 1 canister 5 lt
Product subject to some limitations of transport (ADR)

614448



Detergent, LIQUID TRUMP - 1 canister 5 lt
Product subject to some limitations of transport (ADR)

344234



Liquid scales remover; LIME A WAY EXTRA - 1 canister 5 lt
to eliminate residual calcareous; Product subject to some limitations of transport (ADR)

311242



Granulat 10 Lt

431570



Granulat 20 Lt



Detergents

435502

Water additive against corrosion
indirect pans KIT 5x2 pcs



Lubricants and sealants

416366

Staburags Grease for gas tap - 50
gr



310722

Alimentary grease for water drain
taps- 100 gr
for water drain taps with "O-Ring" seal



416367

Alimentary grease for water taps -
150 gr
for conical seal water drain taps



416369

Alimentary grease for water taps - 1
kg
for conical seal water drain taps



318527

Alimentary grease for water taps - 1
kg
for water drain taps with "O-ring" seal



316272

Stainless steel cleaning spray 500
ml - certified NSF
suitable for use on food-equipment



316656

Metal renewer - certified NSF
suitable for use on food-equipment -
effective against water limescale, dirt
scaling, oxidation, rust and copper
oxide



316668

Rust converter - 1Lt
Stops corrosion and oxidation



316273

Protective oil for stainless steel



440650

Adhesive sealant for stainless steel
- grey colour 310 ml



440176

Red silicon high temperature Tmax
300°C
Cartridge 310 ml



324025

White silicon adhesive sealant
tube 310 ml; for unions and gaskets



538036

Silicone adhesive sealant Tmax
250°C
tube 310 ml



349457

Adhesive sealant for oven glass
tube with nozzle 310 ml





Lubricants and sealants

427810



Compound sealant SILASTIC 732
RTV

441817



Transparent silicomic adhesive HT
Tmax 350C° - 100 gr
with dispenser for oven door sealing

440719



Conductive silicone compound -
100 gr
for tank contact thermostat

301917



BV32 Oil for vacuum pumps - 0,5
liters

532821



Oil for vacuum pumps VM 32 - 1L

320085



Ball bearing lubricating oil 1L
20x90x70 mm

Laundry parts

328387



Cotton clothing 1450x1500 mm

328673



Cotton clothing 1505x1100 mm

321055



Cotton clothing 1640x1050 mm

331471



Polyester/ Meta-Aramid guide tape
13mmx10mt
Tmax 230°C

326725




Polyester extra strong tape 15x1000
mm
Tmax 180°C

324112



Nomex strip black 20 mt

329427



Self-adhesive elastomere strip for
ironers (sold by meter)

317321



Steel wool band width 100 mm [8
Kg]



Vacuum parts

312074

Cutting wire Ø 0,7 mm (sold by meter)



200019

Teflon tape (white) H 20 mm x SP. 1 mm [sold by mt]



339652

Teflon tape H=50 mm x SP. 0,65 mm (sold by meter)



Miscellaneous


581861

Aluminium adhesive band Tmax 300°C; H=50 mm x 25 mt.



440630

Aluminium adhesive band Tmax 300°C; H=50 mm x 50 mt.



435488

Lava rock for grill [5 kg. package] density 2000 Kg/m3



438489

Scraper for chromium fry top



438580

Scraper f. glass-ceramic plate



412070

Scraper for ribbed plate for Fry top and grill HD900, PR700, N900




610768

Blade scraper - 10 pcs dim. 99x14 mm for Chrome smooth plate



355100

Ceramic bricket box 30 Pcs dim. 51,5x51,5x25,5 mm



Cooking Baskets

512554

Plastic handle L=170 mm



442010

Bottom grill 295x390 mm for fryer





Cooking Baskets

412011

Bottom grill 290x500x115 mm
for pastacooker



318505

Basket for pastacooker Ø 145xh200 mm
Aisi 304



347330

Basket for pastacooker 1/6 -
140x140xh200 mm
Aisi 304



318512

Basket for pastacooker 1/3 -
dim.290x160xh200 mm
Aisi 304




322946

Basket for pastacooker 1/3 -
140x310xh210 mm
Aisi 304



347351

Basket for pastacooker 1/3 -
160x290xh200 mm
Aisi 304 - with 2 handles



318504

Basket for pastacooker 1/2 -
dim.240x290xh200 mm
Aisi 304 - with 2 handles



347333

Basket for pastacooker 2/3 -
290x290xh200 mm
Aisi 304 - with 2 handles



318496

Basket for pastacooker 1/1 -
dim.290x490xh200 mm
Aisi 304 - with 2 handles



341896

Fryer basket - 270x260xh120 mm -
15 lt
with plastic handle L=170 mm



412104

Fryer basket - 225x320xh120 mm -
15 lt
with plastic handle L=170 mm



441867

Fryer basket - 225x325xh120 mm -
15 lt
with plastic handle L=170 mm



440705

Fryer basket - 135x330xh140 mm -
1/2 - 23 lt
with plastic handle L=170 mm




412164

Fryer basket - 160x330xh120 mm -
1/2 - 20 lt
with plastic handle L=140 mm



411995

Fryer basket - 285x330xh140 mm -
23 lt
with plastic handle L=170 mm



317201


Fryer basket - 158x343xh160 mm -
1/2 - 20 lt
with plastic handle L=140 mm





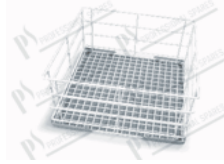
Dishwashing Baskets

340086



Basket 382x382xh105 mm - INOX for glasses
plastic coated steel wire

340085



Basket 382x382xh200 mm - INOX for glasses
plastic coated steel wire

524348



Basket with saucers container
dim. 395x395x105 mm / 110x110x123 mm

412161



Basket 500x500xh120 mm - INOX for cutlery
plastic coated steel wire



Basket for glasses


610905	350x350xh150 mm
610906	380x380xh150 mm
610907	400x400xh150 mm

700395



Basket 365x365xh125 mm - plastic for dishes, glasses

611000



Glasses baskets extender
dim. 497x497xh62 mm

610908



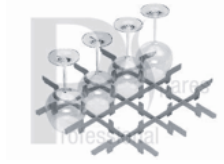
Basket 500x500xh105 mm - plastic for cups and glasses

610913



Insert 16 sections for base basket
glasses Ø 110 mm; dividing 111x111xh66 mm

610912



Insert 16 sections for extender
glasses Ø 110 mm; dividing 111x111xh48 mm

610922




Insert 25 sections for base basket
glasses Ø 89 mm; dividing 89x89xh66 mm

610921




Insert 25 sections for extender
glasses Ø 89 mm; dividing 89x89xh48 mm

610923




Insert 36 sections for extender
glasses Ø 73 mm; dividing 73x73xh48 mm

610924




Insert 36 sections for base basket
glasses Ø 73 mm; dividing 73x73xh48 mm

610935



Insert 49 sections for extender
glasses Ø 62 mm; dividing 62x62xh48 mm

610936



Insert 49 sections for base basket
glasses Ø 62 mm; dividing 62x62xh48 mm



Dishwashing Baskets

441931



Container cutlery 110x110xh130 mm

337095




Container cutlery 55x130x100 mm
2 compart

610909



Container cutlery 500x500xh105 mm

610925




Basket 500x500xh105 mm - plastic
18 dishes or 12 soup plates

610910




Basket 500x500xh105 mm - plastic,
for 9 trays

Hood filters



Hood filter

518592	400x250x22 mm
349458	400x350x22 mm
349459	400x400x22 mm
349384	400x500x22 mm



Hood filter

441998	400x350x30 mm
526009	400x500x30 mm


Grids and Shelves

341884




Pan support grid 265x265 mm -
INOX

300147




Grill inox GN 1/1 for Oven
dim. 530x325 mm

412162



Grill AISI 304 GN 1/1 for Oven
dim. 530x325 mm

412019




Grill AISI 304 GN 2/1 for Oven
dim. 650x530 mm

440627



Grilled shelf 2/1 GN -
chrome-plated steel
dim. 530x650 mm (LxD) - with hinge
camp

441284




Grilled shelf 1/1 GN grey rilsan
dim. 325x530 mm (LxD)



Grids and Shelves

415557




Gridded shelf in grey rilsan
dim. 530x530 mm

441377



Chromed gridded shelf 2/1 GN
dim. 530x650x48 mm

441317



Gridded shelf 2/1 GN in grey rilsan
dim. 530x650 mm (LxD)


Blades and Grindings

340936



Grinding wheel Ø 45xh11 mm - shaft Ø 6 mm
internal cavity Ø 32,5xh6,2 mm

310523




Grinding wheel Ø 45xh15 mm - shaft Ø 6 mm
internal cavity Ø 33xh8 mm

341325



Grinding wheel Ø 45,5xh8 mm - shaft Ø 8 mm

340944



Grinding wheel Ø 47,5xh8 mm - shaft Ø 6 mm

341425




Grinding wheel Ø 50x8 mm

315563



Grinding wheel rough Ø 50 mm



Blade

341218 Ø 300 mm


341321 Ø 350 mm

341115



Sprig for grinding wheel

Refractory plates



Refractory plate

341698 300x300x30 mm

341686 330x330x30 mm

612084



Refractory plate 600x300x20 mm
for pizza oven



Refractory plates

342960

Refractory plate 605x420x15 mm
for pizza oven



310875

Refractory plate 1050x350x22 mm
for Pizza ovens FPDS18



429361

Refractory plate 160x99x23 mm



Feet

341483

Foot M6 H=32 mm



341136

Foot M8 H=28 mm



441730

Foot M8



438340

Foot M8x23mm
foot Ø 30 mm



341138

Foot M10



322841

Foot M10
foot Ø 35 mm



320617

Adjustable foot 1"
dim: 40x40x125 mm; Ø foot 30 mm



Castors

411235

Swivel castor without lock Ø 60x22
mm - chrome-plated
support whit pin Ø 12x30H mm;
height 87 mm; carrying capacity 40
kg; castor core in polypropilene, grey
rubber anti-marking surface



411236

Swivel castor with lock Ø 60x22
mm - chrome-plated
support whit pin Ø 12x30H mm;
height 87 mm; carrying capacity 40
kg; castor core in polypropilene, grey
rubber anti-marking surface





Castors

436055



Swivel castor without lock Ø 100x30 mm - plate fitting
 Chrome-plated; plate fitting 105x85 mm; centre distance 80x60 mm; H=128 mm; weight capacity 100 kg

439031



Fixed castor on flange with lock Ø 60x22 mm - chrome-plated
 plate fitting Ø 65x50 mm - centre distance 50x36 mm; H=87 mm; weight capacity 40 kg; castor core in polypropilene, grey rubber anti-marking surface

318644



Swivel castor on flange without lock Ø 80x30 mm - galvanized
 Galvanized; plate fitting 105x85 mm; centre distance 80x60 mm; H=108 mm; weight capacity 80 kg; castor core in polypropilene, grey rubber anti-marking surface

318645



Swivel castor on flange with lock Ø 80x30 mm - galvanized
 Galvanized; plate fitting 105x85 mm; centre distance 80x60 mm; height 108 mm; weight capacity 80 kg; castor core in polypropilene, grey rubber anti-marking surface

525476



Swivel castor without lock Ø 100x30 mm - chrome-plated
 fitting by screw M10÷M12 mm; height 131 mm; weight capacity 80 kg; castor core in polypropilene, grey rubber anti-marking surface

525478



Swivel castor with lock Ø 100x30 mm - chrome-plated
 Lock screw M10÷M12 mm; height 131 mm; weight capacity 80 kg; castor core in polypropilene, grey rubber anti-marking surface

411237



Swivel castor without lock Ø 100x30 mm - chrome-plated
 Lock screw M10x30 mm; height 131 mm; weight capacity 80 kg; castor core in polypropilene, grey rubber anti-marking surface

435575



Swivel castor with lock Ø 100x30 mm
 Lock screw M10x30 mm; height 131 mm; weight capacity 80 kg; castor core in polypropilene, grey rubber anti-marking surface

440127



Swivel castor without lock Ø 100x30 mm
 support whit pin M12x30 mm; height 132 mm; carrying capacity 80 kg; castor core in polypropilene, grey rubber anti-marking surface

533036



Swivel castor with lock Ø 100x30 mm - Chrome-plated
 support whit pin Ø 12x30H mm; height 131 mm; carrying capacity 80 kg; castor core in polypropilene, grey rubber anti-marking surface

517882



Swivel castor without lock Ø 100x30 mm - INOX
 Lock screw M12÷M10 mm; height 131 mm; weight capacity 80 kg -castor core in polypropilene, grey rubber anti-marking surface

517224



Swivel castor with lock Ø 100x30 mm - INOX
 Lock screw M12÷M10 mm; height 131 mm; weight capacity 80 kg -castor core in polypropilene, grey rubber anti-marking surface

318659



Swivel castor on flange w/out lock Ø 100x30 mm - chromed
 plate fitting 95x70 mm; centre distance 76÷70x50÷44,50 mm; Height 134 mm; weight capacity 80 kg; castor core in polypropilene, grey rubber anti-marking surface

318662



Swivel castor on flange with lock Ø 100x30mm - chromed
 plate fitting 95x70 mm; centre distance 76÷70x50÷44,50 mm; Height 134 mm; weight capacity 80 kg; castor core in polypropilene, grey rubber anti-marking surface

318651



Swivel castor on flange w/out lock Ø 100x30 mm - galvanized
 plate fitting 105x85 mm; centre distance 80x60 mm; height 128 mm; weight capacity 100 kg; castor core in polypropilene, grey rubber anti-marking surface

318653



Swivel castor on flange with lock Ø 100x30 mm - galvanized
 plate fitting 105x85 mm; centre distance 80x60 mm; height 128 mm; weight capacity 100 kg; castor core in polypropilene, grey rubber anti-marking surface



Castors

418021



Swivel castor without lock Ø 125x30 mm - chrome plated
Lock screw M12=M10; height 160 mm; weight capacity 100 Kg; castor core in polypropilene, grey rubber anti-marking surface

418866



Swivel castor with lock Ø 125x30 mm - chrome plated
Lock screw M12=M10; height 160 mm; weight capacity 100 Kg; castor core in polypropilene, grey rubber anti-marking surface

535554



Castor without brake Ø 125x30 mm - chrome plated
support whit pin Ø 12x30H mm; height 131 mm; carrying capacity 80 kg; castor core in polypropilene, grey rubber anti-marking surface

411189



Swivel castor with lock Ø 125x30 mm, [-] fixing 20 mm
with square fixing Ø 20,5x20,5xH68 mm, weight capacity 100 Kg; height 162 mm; castor core in polypropilene, grey rubber anti-marking surface

411217



Swivel castor without lock Ø 125x30 mm, [-] fixing 20 mm
with square fixing Ø 20,5x20,5xH68 mm, weight capacity 100 Kg; castor core in polypropilene, grey rubber anti-marking surface

411090



Swivel castor without lock Ø 125x30 mm
with round fixing Ø 21,5xh68 mm, weight capacity 100 Kg; castor core in polypropilene, grey rubber anti-marking surface

411089



Swivel castor with lock Ø 125x30 mm, Ø fixing 20 mm
with round fixing Ø 21,5xh68 mm, weight capacity 100 Kg; castor core in polypropilene, grey rubber anti-marking surface

411087



Swivel castor without lock Ø 125x30 mm
with square fixing [-] 36x36xH68 mm, weight capacity 100 Kg; castor core in polypropilene, grey rubber anti-marking surface

411088



Swivel castor with lock Ø 125x30 mm
with square fixing [-] 36x36xH68 mm, weight capacity 100 Kg

347453



Swivel castor w/pin without lock Ø 125x30 mm - chrome plated
lock pin Ø 19x45H mm; screw M8/19 mm; height 162 mm; weight capacity 100 kg; castor core in polypropilene, grey rubber anti-marking surface

347462



Swivel castor with lock Ø 125x30 mm - chrome plated
lock pin Ø 19x45H mm - screw M8/19 mm; height 162 mm; weight capacity 100 kg; castor core in polypropilene, grey rubber anti-marking surface

318671



Swivel castor without lock Ø 125x30 mm - INOX
Lock screw M12=M10; H=160 mm; weight capacity 100 Kg; castor core in polypropilene, grey rubber anti-marking surface

440040



Swivel castor with lock Ø 125x30 mm - INOX
Lock screw M12=M10; H=160 mm; weight capacity 100 Kg; castor core in polypropilene, grey rubber anti-marking surface

333165



Swivel castor with lock Ø 125x30 mm - INOX
with Allen screw M12x30 mm; H=160 mm; weight capacity 100 Kg; castor core in polypropilene, grey rubber anti-marking surface

443967



Swivel castor without brake Ø 125x30 mm - galvanized
Lock screw M12=M10; H=154 mm; weight capacity 100 Kg; castor core in polypropilene, grey rubber anti-marking surface

421249



Swivel castor with brake Ø 125x30 mm - galvanized
Lock screw M12=M10; H=154 mm; weight capacity 100 Kg; castor core in polypropilene, grey rubber anti-marking surface



Castors

439347



Swivel castor on flange w/out lock Ø 125x30 mm - galvanized
plate fitting 105x85 mm; centre distance 80x60 mm; height 155 mm; weight capacity 100 kg; castor core in polypropilene, grey rubber anti-marking surface - for fridges and refrigerated counters

411134



Swivel castor on flange with lock Ø 125x30 mm - galvanized
plate fitting 105x85 mm; centre distance 80x60 mm; height 155 mm; weight capacity 100 kg; castor core in polypropilene, grey rubber anti-marking surface - for fridges and refrigerated counters

318022



Swivel castor on flange with lock Ø 125x40 mm - galvanized
plate fitting 105x85 mm; centre distance 80x60 mm; height 155 mm; weight capacity 200 kg; wheel in white polyammid

317986



Swivel castor on flange w/out lock Ø 125x40 mm - galvanized
Galvanized; plate fitting 105x85 mm; centre distance 80x60 mm; height 155 mm; weight capacity 200 kg; wheel in white polyammid

411086



Swivel castor on flange w/out lock Ø 125x30 mm - chromed
plate fitting 90x70 mm; centre distance 70x50 mm; height 162 mm; weight capacity 100 kg; castor core in polypropilene, grey rubber anti-marking surface

411127



Swivel castor on flange with lock Ø 125x30 mm - chromed
plate fitting 90x70 mm; centre distance 70x50 mm; height 162 mm; weight capacity 100 kg; castor core in polypropilene, grey rubber anti-marking surface

411232



Swivel castor on flange w/out lock Ø 125x30 mm - INOX
plate fitting 90x70 mm; centre distance 70x50 mm; height 162 mm; weight capacity 100 kg; castor core in polypropilene, grey rubber anti-marking surface

411233



Swivel castor on flange with lock Ø 125x30 mm - INOX
plate fitting 95x70 mm; centre distance 72x48 mm; height 160 mm; weight capacity 100 kg; castor core in polypropilene, grey rubber anti-marking surface

427762



Swivel castor without lock Ø 125x30 mm - polyamid
plate fitting 90x70 mm; centre distance 76÷70x50÷44,50 mm; height 164 mm; weight capacity 100 kg; castor core in polypropilene, grey rubber anti-marking surface

427759



Swivel castor without lock Ø 125x30 mm - polyamid
plate fitting 90x70 mm; centre distance 76÷70x50÷44,50 mm; height 164 mm; weight capacity 100 kg; castor core in polypropilene, grey rubber anti-marking surface

318665



Swivel castor without lock Ø 125x40 mm - galvanized
Galvanized - fitting hole Ø M12÷M10; H=155 mm; capacity 150 kg; wheel core in white polyamid

317342



Swivel castor with lock Ø 125x40 mm - galvanized
Galvanized - fitting hole Ø M12÷M10; H=155 mm; capacity 150 kg; wheel core in white polyamid

516061



Twin castor without lock Ø 125 mm - polyamid

515825



Twin castor with brake Ø 125 mm - polyamid

411230



Castor on flange w/out lock Ø 160x40 mm - galvanized
plate fitting 137x105 mm, center distance 105x80 mm, h=200 mm;

435710




Swivel castor on flange with lock Ø 160x40 mm - galvanized
plate fitting 137x105 mm, center distance 105x80÷75 mm, height 200 mm, weight capacity 200 kg; castor core in polypropilene, grey rubber anti-marking surface



Castors


200008

Expansion of square-section tubes
20x20-22x22 mm



200009

Expansion of square-section tubes
36x36-38x38



347082

Expanding nut for wheels with
pivot Ø 19x22xh46 mm



200007

Expansion tubes with round
section Ø 21,7-24,5



411185

Round bumper Ø 25,5x94 mm



200010

Diameter reduction bush Ø 12÷10
mm



200031

Washer 10x40 mm




318865

Allen screw M10x45 mm



411184

Square bumper 25x25 mm



200295

Allen screw M12x30 mm



200018

Allen screw M10x80 mm
35mm threaded only





Containers



Baking AISI 304

542370 GN 1/1
H=20 mm
530x325x20 mm

542371 GN 1/1
H=40 mm
530x325x40 mm

542372 GN 1/1
H=65 mm
530x325x65 mm

542347 GN 2/1
H=20 mm
650x530x20 mm

542349 GN 2/1
H=40 mm
650x530x40 mm

542350 GN 2/1
H=65 mm
650x530x65 mm

533561



Baking tray 600x400x20 mm - in aluminium

Pallis

PROFESSIONAL

info@pallisprofessional.gr - www.pallisprofessionals.gr
Leoforos Eleftheriou Venizelou, 11 - 16343 Ilioupolis - Athens
Tel. 2109965155 - Fax 2109965189